

Hide/Show Print Tools

Graduation Survey for Graduate Students

**Respondents:** 1059 displayed, 1059 total      **Status:** Open  
**Launched Date:** 12/02/2020      **Closed Date:** N/A

1. Please enter your Fitchburg State ID which begins with @ and is followed by eight digits.

**Total Respondents**      **486**  
 (skipped this question)      573

2. Please enter your Fitchburg State email address ex: jdoe@student.fitchburgstate.edu

**Total Respondents**      **486**  
 (skipped this question)      573

3. Please indicate your level of agreement with the following statements:

	<b>Strongly Agree</b>	<b>Agree</b>	<b>Neutral</b>	<b>Disagree</b>	<b>Strongly Disagree</b>	<b>Response Total</b>	<b>Points</b>	<b>Avg</b>
Attending graduate school was the right decision for me.	84.57% (411)	12.96% (63)	2.47% (12)	0% (0)	0% (0)	<b>486</b>	<b>n/a</b>	<b>n/a</b>
Attending Fitchburg State was the right decision for me.	75.1% (365)	18.52% (90)	4.32% (21)	1.65% (8)	0.41% (2)	<b>486</b>	<b>n/a</b>	<b>n/a</b>
I would recommend Fitchburg State to a friend or colleague.	73.25% (356)	19.55% (95)	4.73% (23)	1.85% (9)	0.62% (3)	<b>486</b>	<b>n/a</b>	<b>n/a</b>
Graduate school at Fitchburg State provided me with a higher level of learning when compared to my undergraduate experience.	55.35% (269)	23.66% (115)	15.64% (76)	3.91% (19)	1.44% (7)	<b>486</b>	<b>n/a</b>	<b>n/a</b>
<b>Total Respondents</b>						<b>486</b>		
(skipped this question)						573		





4. Your Reasons for Attending Graduate School

	<b>Very Important</b>	<b>Moderately Important</b>	<b>Not Important</b>	<b>Not Applicable</b>	<b>Response Total</b>	<b>Points</b>	<b>Avg</b>
To pursue my interests in more depth	67.09% (320)	27.46% (131)	4.82% (23)	0.63% (3)	<b>477</b>	<b>n/a</b>	<b>n/a</b>
To start a career in a chosen field	51.78% (247)	25.58% (122)	11.74% (56)	10.9% (52)	<b>477</b>	<b>n/a</b>	<b>n/a</b>
To make connections	22.8% (109)	39.96% (191)	30.75% (147)	6.49% (31)	<b>478</b>	<b>n/a</b>	<b>n/a</b>
To increase my financial prospects	68.34% (326)	24.11% (115)	6.71% (32)	0.84% (4)	<b>477</b>	<b>n/a</b>	<b>n/a</b>
To gain academic recognition	51.88% (248)	30.13% (144)	15.9% (76)	2.09% (10)	<b>478</b>	<b>n/a</b>	<b>n/a</b>
To enhance my career options	89.12% (426)	10.25% (49)	0.42% (2)	0.21% (1)	<b>478</b>	<b>n/a</b>	<b>n/a</b>
To set an example for my children	43.82% (209)	16.98% (81)	9.43% (45)	29.77% (142)	<b>477</b>	<b>n/a</b>	<b>n/a</b>
To attain a qualification or specialized skill	63.03% (300)	24.58% (117)	8.19% (39)	4.2% (20)	<b>476</b>	<b>n/a</b>	<b>n/a</b>
To prepare for study at the doctoral level	21.59% (103)	19.71% (94)	35.22% (168)	23.48% (112)	<b>477</b>	<b>n/a</b>	<b>n/a</b>
To make my family proud	43.4% (207)	31.87% (152)	19.29% (92)	5.45% (26)	<b>477</b>	<b>n/a</b>	<b>n/a</b>





<b>Total Respondents 478</b>									
(skipped this question)							581		
5. Your Reasons for Selecting Fitchburg State University									
	<b>Very Important</b>	<b>Moderately Important</b>	<b>Not Important</b>	<b>Not Applicable</b>	<b>Response Total</b>	<b>Points</b>	<b>Avg</b>		
Cost and affordability	90.02% (424)	8.7% (41)	0.85% (4)	0.42% (2)	<b>471</b>	<b>n/a</b>	<b>n/a</b>		
Location	42.89% (202)	18.47% (87)	20.81% (98)	17.83% (84)	<b>471</b>	<b>n/a</b>	<b>n/a</b>		
Course delivery/modality	80.25% (378)	16.77% (79)	2.55% (12)	0.42% (2)	<b>471</b>	<b>n/a</b>	<b>n/a</b>		
Accelerated, 7-week course options	69.64% (328)	13.59% (64)	8.92% (42)	7.86% (37)	<b>471</b>	<b>n/a</b>	<b>n/a</b>		
Reputation	44.37% (209)	41.4% (195)	12.74% (60)	1.49% (7)	<b>471</b>	<b>n/a</b>	<b>n/a</b>		
Recommendation by a friend or colleague	30.15% (142)	23.78% (112)	16.77% (79)	29.3% (138)	<b>471</b>	<b>n/a</b>	<b>n/a</b>		
Employment reimbursement	35.67% (168)	19.75% (93)	14.65% (69)	29.94% (141)	<b>471</b>	<b>n/a</b>	<b>n/a</b>		
Program/Degree offerings	80.25% (378)	18.26% (86)	1.06% (5)	0.42% (2)	<b>471</b>	<b>n/a</b>	<b>n/a</b>		
<b>Total Respondents 471</b>									
(skipped this question)							588		
6. The Factors that Contributed to Earning Your Degree									
	<b>Very Important</b>	<b>Moderately Important</b>	<b>Not Important</b>	<b>Not Applicable</b>	<b>Response Total</b>	<b>Points</b>	<b>Avg</b>		
Affordability	90.19% (423)	8.74% (41)	0.85% (4)	0.21% (1)	<b>469</b>	<b>n/a</b>	<b>n/a</b>		
Course delivery/modality	85.93% (403)	12.79% (60)	1.07% (5)	0.21% (1)	<b>469</b>	<b>n/a</b>	<b>n/a</b>		
Instructors	53.94% (253)	34.75% (163)	10.02% (47)	1.28% (6)	<b>469</b>	<b>n/a</b>	<b>n/a</b>		
Mentors & staff	39.66% (186)	29.85% (140)	20.9% (98)	9.59% (45)	<b>469</b>	<b>n/a</b>	<b>n/a</b>		
Support of my employer	37.1% (174)	22.39% (105)	21.96% (103)	18.55% (87)	<b>469</b>	<b>n/a</b>	<b>n/a</b>		
Faculty advising	36.46% (171)	28.78% (135)	25.37% (119)	9.38% (44)	<b>469</b>	<b>n/a</b>	<b>n/a</b>		
Peer discussion	39.87% (187)	34.33% (161)	21.32% (100)	4.48% (21)	<b>469</b>	<b>n/a</b>	<b>n/a</b>		
Support of my family	57.14% (268)	26.65% (125)	11.51% (54)	4.69% (22)	<b>469</b>	<b>n/a</b>	<b>n/a</b>		
<b>Total Respondents 469</b>									
(skipped this question)							590		
7. Level of Achievement of Learning Outcome StatementsPlease indicate your current level of achievement of the following Graduate Learning Outcomes.									
	<b>Excellent</b>	<b>Above Average</b>	<b>Average</b>	<b>Below Average</b>	<b>Poor</b>	<b>Not Applicable</b>	<b>Response Total</b>	<b>Points</b>	<b>Avg</b>
Ability to develop specialized field knowledge and integrate knowledge across content areas.	56.47% (262)	30.82% (143)	11.85% (55)	0.65% (3)	0% (0)	0.22% (1)	<b>464</b>	<b>n/a</b>	<b>n/a</b>
Ability to evaluate diverse points of view embedded within varying frameworks which may include temporal, cultural, linguistic, sociopolitical or technological contexts.	59.05% (274)	27.16% (126)	12.5% (58)	0.65% (3)	0% (0)	0.65% (3)	<b>464</b>	<b>n/a</b>	<b>n/a</b>
Ability to engage in critical inquiry through principle approaches to methods and through effective and ethical information search	60.78% (282)	27.37% (127)	11.21% (52)	0.22% (1)	0.22% (1)	0.22% (1)	<b>464</b>	<b>n/a</b>	<b>n/a</b>

and evaluation strategies.											
Ability to apply disciplinary or interdisciplinary learning across multiple contexts integrating knowledge and practice.	60.13% (279)	27.8% (129)	11.85% (55)	0% (0)	0% (0)	0.22% (1)	<b>464</b>	<b>n/a</b>	<b>n/a</b>		
Ability to communicate effectively in presenting ideas orally and in writing.	63.58% (295)	26.08% (121)	9.48% (44)	0.22% (1)	0.22% (1)	0.43% (2)	<b>464</b>	<b>n/a</b>	<b>n/a</b>		
Ability to reason ethically in evaluating various perspectives, policies and/or practices relevant to one's field of study.	64.01% (297)	25.43% (118)	9.7% (45)	0.65% (3)	0% (0)	0.22% (1)	<b>464</b>	<b>n/a</b>	<b>n/a</b>		
<b>Total Respondents</b>							<b>464</b>				
(skipped this question)							595				

8. What is your primary expected employment status after graduation as it stands currently?

	Response Total	Response Percent	Points	Avg
Full-time employment 	<b>416</b>	<b>90%</b>	<b>n/a</b>	<b>n/a</b>
Part-time employment 	<b>14</b>	<b>3%</b>	<b>n/a</b>	<b>n/a</b>
Unemployed and not seeking employment 	<b>4</b>	<b>1%</b>	<b>n/a</b>	<b>n/a</b>
Unemployed and actively seeking employment 	<b>30</b>	<b>6%</b>	<b>n/a</b>	<b>n/a</b>
<b>Total Respondents</b>		<b>464</b>	<b>100%</b>	
(skipped this question)		595		

9. What is your primary expected status regarding pursuing further education as it stands currently?

	Response Total	Response Percent	Points	Avg
Pursuing further undergraduate education 	<b>7</b>	<b>2%</b>	<b>n/a</b>	<b>n/a</b>
Waiting for acceptance for further graduate school 	<b>26</b>	<b>6%</b>	<b>n/a</b>	<b>n/a</b>
Accepted to further graduate school 	<b>20</b>	<b>4%</b>	<b>n/a</b>	<b>n/a</b>
Not pursuing further education currently 	<b>411</b>	<b>89%</b>	<b>n/a</b>	<b>n/a</b>
<b>Total Respondents</b>		<b>464</b>	<b>100%</b>	
(skipped this question)		595		

10. Please provide your post-graduation email address.

**Total Respondents 419**

(skipped this question) 640

11. Please provide your post-graduation mailing address.

**Total Respondents 404**




(skipped this question) 655

12. Please provide your post-graduation phone number.

**Total Respondents 379**

(skipped this question) 680

13. Would you be interested in participating in professional development workshops or other short-term learning experiences at Fitchburg State in the future?

		<b>Response Total</b>	<b>Response Percent</b>	<b>Points</b>	<b>Avg</b>
Yes		<b>133</b>	<b>29%</b>	<b>n/a</b>	<b>n/a</b>
No		<b>137</b>	<b>30%</b>	<b>n/a</b>	<b>n/a</b>
Maybe		<b>182</b>	<b>40%</b>	<b>n/a</b>	<b>n/a</b>
<b>Total Respondents</b>		<b>452</b>	<b>100%</b>		
		(skipped this question)	607		

14. If you indicated "yes" or "maybe" in your response to the previous question, please share what topics you would like to see offered for learning experiences.

**Total Respondents 220**

(skipped this question) 839

15. If there is anything else that you would like to share with us, please use the comment box below.

**Total Respondents 169**

(skipped this question) 890