

Aggregate Graduation Survey for Undergraduate Students

Survey Title: Graduation Survey for Undergraduate Students

Responses By Question Analysis:

1. Please select a response to the following:

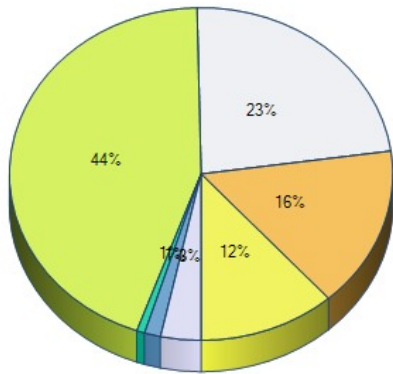
	Very High	High	Average	Low	Very Low	Response Total	Points	Avg
Overall satisfaction with my experience with Fitchburg State University	36.08% (105)	36.77% (107)	22.34% (65)	2.41% (7)	2.41% (7)	291		
Likelihood that I will recommend the University to others	39.52% (115)	28.18% (82)	22.68% (66)	6.87% (20)	2.75% (8)	291		
Likelihood that I will stay connected to the campus after completion of my degree	20.62% (60)	22.68% (66)	33.68% (98)	13.4% (39)	9.62% (28)	291		
			Total Respondents			291		
			(skipped this question)			203		

2. How well did Fitchburg State University prepare you in terms of the following skill sets:

	Very Well	Well	Neutral	Poorly	Very Poorly	Response Total	Points	Avg
Ability to appreciate various forms of artistic and literary works	37.69% (98)	34.62% (90)	23.85% (62)	2.69% (7)	1.15% (3)	260		
Ability to speak, read, write, and listen effectively	43.08% (112)	43.46% (113)	11.92% (31)	1.15% (3)	0.38% (1)	260		
Ability to recognize how to participate in or lead groups to accomplish goals	37.31% (97)	42.31% (110)	18.46% (48)	1.15% (3)	0.77% (2)	260		
Ability to think critically and synthesize ideas within and across disciplines	42.69% (111)	41.92% (109)	13.46% (35)	1.15% (3)	0.77% (2)	260		
Ability to apply experience, training and research when working individually or with others	45% (117)	40% (104)	13.08% (34)	1.15% (3)	0.77% (2)	260		
Ability to form problem solving strategies and evaluate their effectiveness	43.08% (112)	41.92% (109)	13.46% (35)	0.77% (2)	0.77% (2)	260		
Ability to analyze and interpret data as a means to evaluate arguments and make informed choices	41.92% (109)	40% (104)	16.15% (42)	1.15% (3)	0.77% (2)	260		
Ability to recognize the ethical issues involved in human actions	40.77% (106)	42.31% (110)	14.23% (37)	1.92% (5)	0.77% (2)	260		
Ability to articulate the								

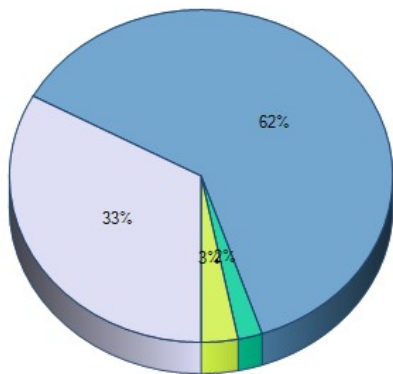
relationships among local, national and global entities	31.92% (83)	40.77% (106)	21.92% (57)	3.85% (10)	1.54% (4)	260
Ability to recognize possibilities and opportunities to enact positive change on an individual or group level	35.38% (92)	43.08% (112)	17.69% (46)	2.69% (7)	1.15% (3)	260
						Total Respondents 260
						(skipped this question) 234

3. What campus resources did you utilize to secure this internship? Select all that apply.



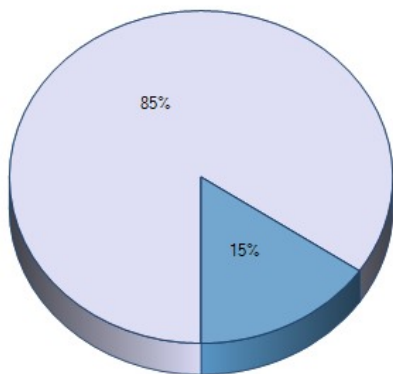
	Response Total	Response Percent
Career Services & Advising	5	5%
Expanding Horizons	2	2%
Crocker Center	1	1%
Major or Department Internship Advisor	65	64%
Advisor	34	34%
Faculty Advisor	23	23%
Other, please specify	17	17%
Total Respondents	101	
(skipped this question)	393	

4. How long was your internship?



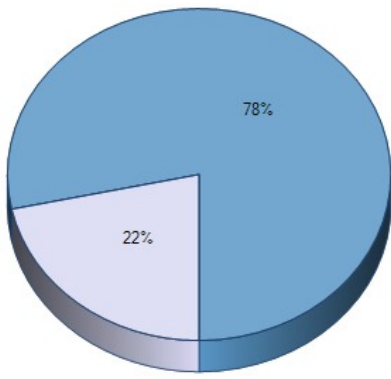
	Response Total	Response Percent
3 months or less	32	33%
Between 3 - 6 months	60	62%
Between 6 - 12 months	2	2%
1 year or more	3	3%
Total Respondents	97	
(skipped this question)	397	

5. Did you receive academic credit for your internship?



	Response Total	Response Percent
Yes	82	85%
No	15	15%
Total Respondents	97	
(skipped this question)	397	

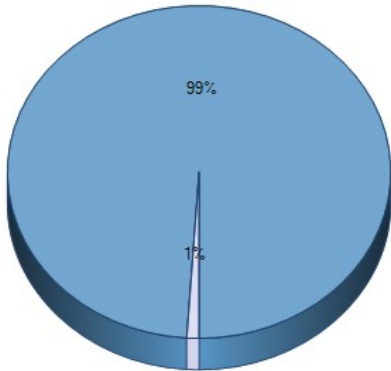
6. Was the internship paid?



- Yes
- No

	Response Total	Response Percent
Yes	21	22%
No	76	78%
Total Respondents	97	
(skipped this question)	397	

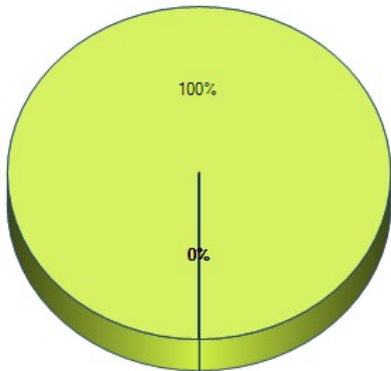
7. Did you complete a second internship?



- Yes
- No

	Response Total	Response Percent
Yes	1	1%
No	96	99%
Total Respondents	97	
(skipped this question)	397	

8. What campus resources did you utilize to secure this internship? Select all that apply.



- Career Services & Advising
- Expanding Horizons
- Crocker Center
- Major or Department Internship Advisor
- Advisor
- Faculty Advisor
- Other, please specify

	Response Total	Response Percent
Career Services & Advising	0	0%
Expanding Horizons	0	0%
Crocker Center	0	0%
Major or Department Internship Advisor	1	14%
Advisor	0	0%
Faculty Advisor	0	0%
Other, please specify	0	0%
Total Respondents	7	
(skipped this question)	487	

9. What is the name of the organization/employer at which you did your internship?

1. Manor on the hill

(skipped this question) 493

Total Respondents 1

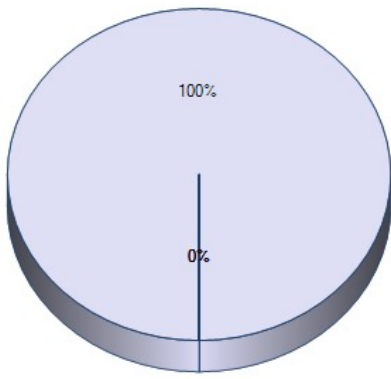
10. What was the location of your internship (city/state)?

1. Leominster

(skipped this question) 493

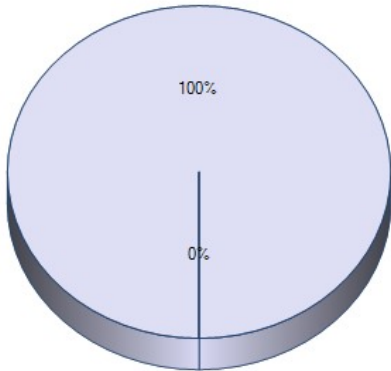
Total Respondents 1

11. How long was your internship?



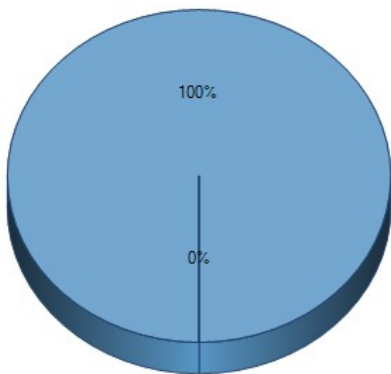
	Response Total	Response Percent
<input type="checkbox"/> 3 months or less	1	100%
<input type="checkbox"/> Between 3 - 6 months	0	0%
<input type="checkbox"/> Between 6 - 12 months	0	0%
<input type="checkbox"/> 1 year or more	0	0%
Total Respondents (skipped this question)	1	493

12. Did you receive academic credit for your internship?



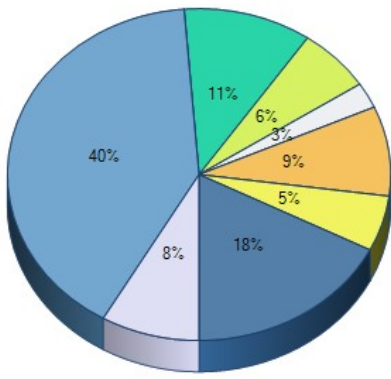
	Response Total	Response Percent
<input type="checkbox"/> Yes	1	100%
<input type="checkbox"/> No	0	0%
Total Respondents (skipped this question)	1	493

13. Was the internship paid?



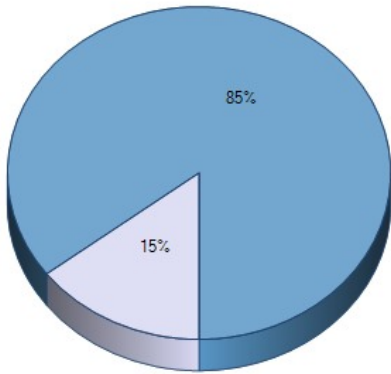
	Response Total	Response Percent
<input type="checkbox"/> Yes	0	0%
<input type="checkbox"/> No	1	100%
Total Respondents (skipped this question)	1	493

14. You indicated that you did not have an intership experience. Please select all the reasons that contributed to this.



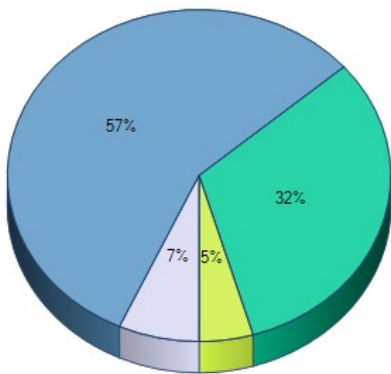
	Response Total	Response Percent
Could not afford to complete unpaid or poorly funded internship.	20	12%
Internship was not a required part of my major.	97	61%
Was not aware of internship opportunities available to me.	26	16%
Did not have the resources or support available to apply for internships.	15	9%
Did not have access to transportation to travel to and from internship site.	6	4%
Could not complete an internship because of work obligations.	21	13%
Applied but was not able to secure an internship.	13	8%
Other, please specify	42	26%
Total Respondents	160	
(skipped this question)	334	

15. During your time at Fitchburg State University did you complete any research experience?



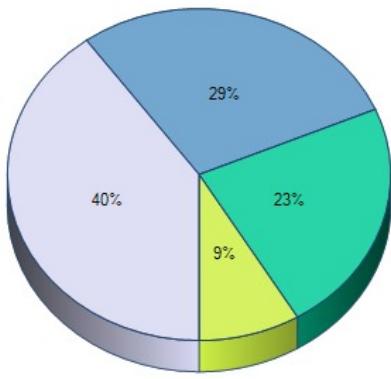
	Response Total	Response Percent
Yes	37	15%
No	216	85%
Total Respondents	253	
(skipped this question)	241	

16. What campus resources/offices did you utilize to secure this research experience? Select all that apply.



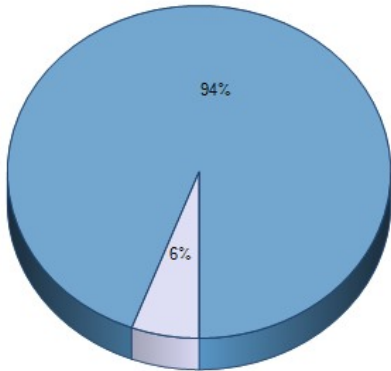
	Response Total	Response Percent
Career Services & Advising	3	8%
Faculty Advisor	25	62%
Other Faculty	14	35%
Other, please specify	2	5%
Total Respondents	40	
(skipped this question)	454	

17. How long was your research experience?



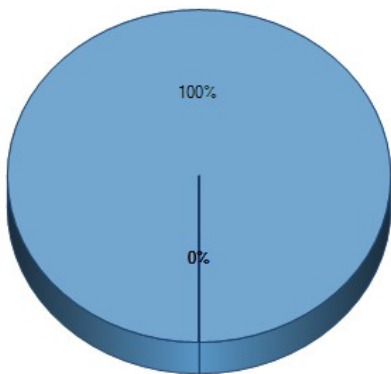
Response	Total	Response Percent
3 months or less	14	40%
Between 3 - 6 months	10	29%
Between 6 - 12 months	8	23%
1 year or more	3	9%
Total Respondents (skipped this question)	35	459

18. Did you complete a second research experience?



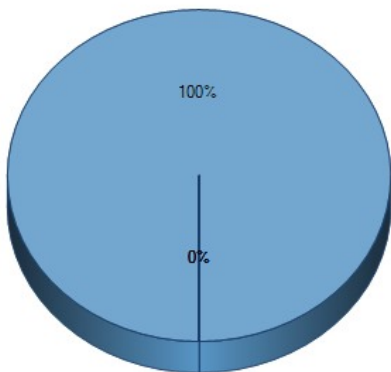
Response	Total	Response Percent
Yes	2	6%
No	33	94%
Total Respondents (skipped this question)	35	459

19. What campus resources/offices did you utilize to secure this research experience? Select all that apply.



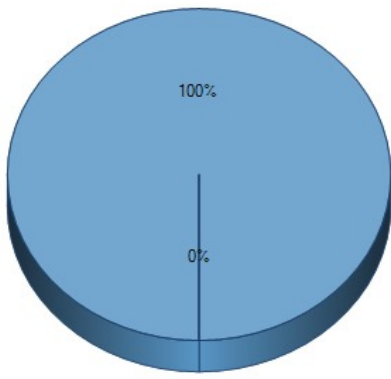
Response	Total	Response Percent
Career Services & Advising	0	0%
Faculty Advisor	2	25%
Other Faculty	0	0%
Other, please specify	0	0%
Total Respondents (skipped this question)	8	486

20. How long was your research experience?



Response	Total	Response Percent
3 months or less	0	0%
Between 3 - 6 months	2	100%
Between 6 - 12 months	0	0%
1 year or more	0	0%
Total Respondents (skipped this question)	2	492

21. Did you complete a third research experience?



	Response Total	Response Percent
<input type="checkbox"/> Yes	0	0%
<input checked="" type="checkbox"/> No	2	100%
Total Respondents	2	
(skipped this question)	492	

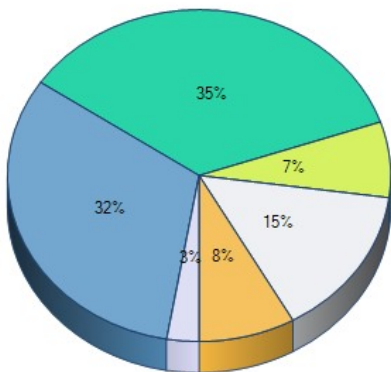
22. What campus resources/offices did you utilize to secure this research experience? Please select all that apply.

	Response Total	Response Percent
<input type="checkbox"/> Career Services & Advising	0	0%
<input type="checkbox"/> Faculty Advisor	0	0%
<input type="checkbox"/> Other Faculty	0	0%
<input type="checkbox"/> Other, please specify	0	0%
Total Respondents	6	
(skipped this question)	488	

23. How long was your research experience?

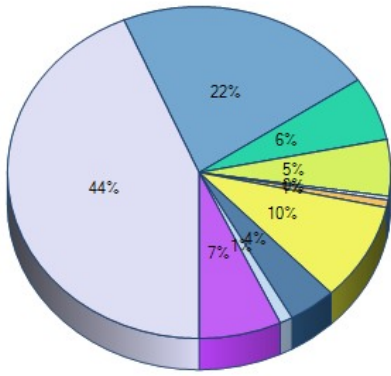
	Response Total	Response Percent
<input type="checkbox"/> 3 months or less	0	0%
<input type="checkbox"/> Between 3 - 6 months	0	0%
<input type="checkbox"/> Between 6 - 12 months	0	0%
<input type="checkbox"/> 1 year or more	0	0%
Total Respondents	0	
(skipped this question)	494	

24. You indicated that you did not complete a research opportunity. Please select all the reasons that contributed to this.



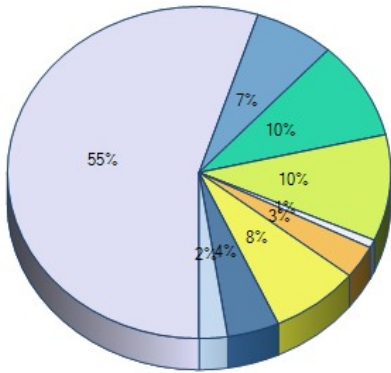
	Response Total	Response Percent
<input type="checkbox"/> Could not afford to complete unpaid or poorly funded research opportunity.	7	3%
<input type="checkbox"/> Research opportunities are not available for my major.	82	37%
<input checked="" type="checkbox"/> I was not aware that research opportunities were available to me.	91	42%
<input type="checkbox"/> Did not have the resources or support available to apply for a research opportunity.	19	9%
<input type="checkbox"/> Could not complete a research opportunity because of work obligations.	38	17%
<input type="checkbox"/> Other, please specify	21	10%
Total Respondents	219	
(skipped this question)	275	

25. Select the opportunity (ies) for which you have secured plans for after graduation (select all that apply)



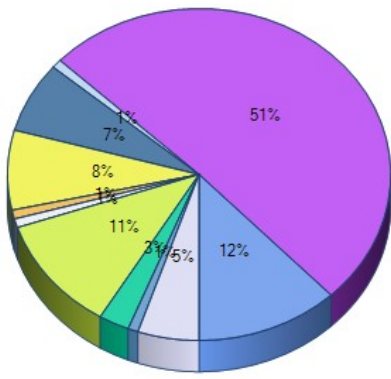
	Response Total	Response Percent
Full-time employment	119	56%
Part-time employment	60	28%
Full-time enrollment in graduate or professional school	17	8%
Part-time enrollment in graduate or professional school	15	7%
Full-time voluntary services	1	0%
Post-graduate award or fellowship	2	1%
Travel	26	12%
Internship	11	5%
Military Service	3	1%
Other, please specify	19	9%
Total Respondents	212	
(skipped this question)	282	

26. If you have not secured plans for after graduation, what do you hope to be doing after graduation? (select all that apply)



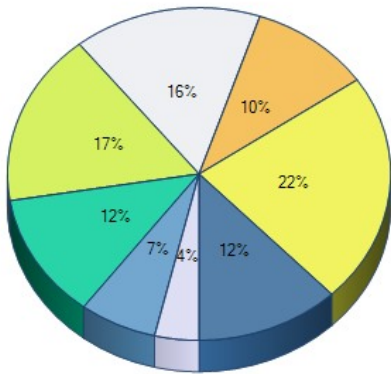
	Response Total	Response Percent
Full-time employment	138	77%
Part-time employment	17	9%
Full-time enrollment in graduate or professional school	24	13%
Part-time enrollment in graduate or professional school	26	14%
Full-time voluntary services	2	1%
Post-graduate award or fellowship	8	4%
Travel	19	11%
Internship	11	6%
Other, please specify	6	3%
Total Respondents	180	
(skipped this question)	314	

27. Which of the following was the PRIMARY SOURCE of your secured employment?



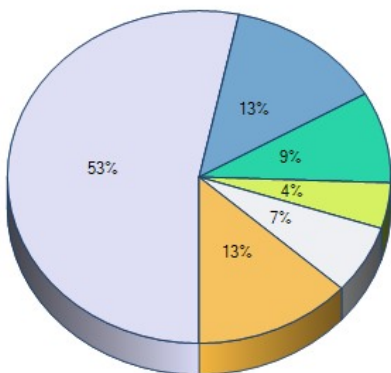
	Response Total	Response Percent
Career Services and Advising	6	5%
Faculty/Academic Department	1	1%
Fitchburg State Staff or Administrator	3	3%
Family or Personal Contact	13	11%
Athletics	1	1%
Alumni Contacts	1	1%
Internship or Previous Employment Contact	9	8%
Online Job Board (ie. Indeed Idealist, LinkedIn, etc.)	8	7%
On-Campus Career Fair	1	1%
I found it on my own	59	51%
Other, please specify	14	12%
Total Respondents	116	
(skipped this question)	378	

28. What is your current or expected (if you are just starting a new position) annual salary?



	Response Total	Response Percent
None - not working	4	4%
Less than \$20,000	7	7%
\$20,001 - \$30,000	13	12%
\$30,001 - \$40,000	18	17%
\$40,001 - \$50,000	17	16%
\$50,001 - \$60,000	11	10%
\$60,001 +	24	22%
Prefer not to disclose	13	12%
Total Respondents	107	
(skipped this question)	387	

29. If you indicated you will be attending Graduate School, please indicate your intended program:



	Response Total	Response Percent
Academic Masters (MA, MS, MFA)	24	53%
Professional Masters (MAT, MBA, MEd, MPA, MPP, MSW)	6	13%
JD (Law)	4	9%
Health Professions (MD, DO, DDS, DVM, Chiropractic, Nursing, OT, Optometry, Pharmacy, PT, PA, Podiatry)	2	4%
Doctorate (PhD, DBA, EdD, PsyD)	3	7%
Other, please specify	6	13%
Total Respondents	45	
(skipped this question)	449	