



**ARTICULATION AGREEMENT
COMMUNICATIONS MEDIA
AND
RADIO AND TV BROADCASTING PROGRAM**

FITCHBURG STATE UNIVERSITY

AND

LYNN VOCATIONAL TECHNICAL INSTITUTE

Based upon the mutual concern for the continued growth of students, and in an effort to provide a continuing articulated program that builds on past learning experience and eliminates unnecessary duplications of instruction, we mutually subscribe to the following:

1. Lynn Vocational Technical Institute students who have completed the Radio and TV Broadcasting Program have acquired academically verifiable college-level knowledge and skills equal to the learning outcomes in Fitchburg State courses COMM 1120 Message Design and COMM 3013 Multi-Camera Television Production. This is demonstrated through the Course Crosswalks at the end of this agreement.
2. Students who have earned at least a 3.0/B average for the Radio and TV Broadcasting Program will be granted Fitchburg State University college credit for COMM 1120 Message Design and COMM 3013 Multi-Camera Television Production for a total of six credits).
3. Applicants for credit must meet all Fitchburg State University admissions requirements and submit an official final high school transcript, which shows the Radio and TV Broadcasting Program, completed.


4. At the end of the school year, the guidance office at Lynn Vocational Technical Institute will send a list of eligible students who will be attending Fitchburg State University to the Communications Media department. This list will be shared with Fitchburg State's Admissions and Registrar's Office in order for these students to receive transfer credit.
5. Graduation requirements will be no different from the graduation requirements of all other students.
6. Fitchburg State University will honor this agreement for four years after the student's date of high school graduation. In cases where a student's graduation exceeds four years, Fitchburg State University will determine eligibility on a case by case basis.
7. This agreement will be in effect for three years and is subject to an annual review by both parties.

Agreed to this 19 day of April, 2023


Review Date: May 2026

Articulation Agreement

Fitchburg State University




Patricia A. Marshall, Ph.D.
Provost and Vice President




Sara Levine, Ph.D.
Dean of Arts and Sciences


Lynn Vocational Technical Institute



Fred Gallo
Principal



Timothy Moriarty
Vice Principal



Emily Spinucci
Vice Principal

Fitchburg State University and Lynn Vocational Technical Institute

Course Crosswalk

March 2023

Fitchburg State Course Objectives	Lynn Vocational Technical Institute Course (Covering the same objectives)
<p align="center">Message Design COMM 1120 3 Credits</p>	<p align="center">Radio and TV Broadcasting Program Shop (Sophomore - Senior) 2B: Fundamentals of Cinema and Video Production 2C: Fundamentals of Broadcast Journalism 2F: Studio and Field Equipment Use 2G: Aspects of Pre-production 2H: Aspects of Production</p>
Student will become knowledgeable in the following:	
<ul style="list-style-type: none"> • Describe the differences, similarities, and overlap between the department's communications media concentrations and majors 	2G, 2C
<ul style="list-style-type: none"> • Describe several theories of human creativity 	2B (similar)
<ul style="list-style-type: none"> • Use visual literacy principles as a framework for media study 	2B (similar), 2C
<ul style="list-style-type: none"> • Think critically about truth in media imagery 	2B (similar), 2C
<ul style="list-style-type: none"> • Describe the limits of human-media perception 	2B
<ul style="list-style-type: none"> • Apply Gestalt theories to an analysis of images 	2B (similar)
<ul style="list-style-type: none"> • List visual communication elements and several attributes of each 	2B, 2C
<ul style="list-style-type: none"> • Describe several semiotic concepts 	2B (similar)
<ul style="list-style-type: none"> • Distinguish formal and informal balance 	2B
<ul style="list-style-type: none"> • Present a series of visual techniques and/or concepts 	2B
<ul style="list-style-type: none"> • Construct a composition using image editing software 	2B

• Differentiate three dimensions of color perception	2B
• Describe how color can be used in media as an emotional trigger	2B (similar)
• List and define several factors that influence a photographer's photograph	2B (similar)
• Describe what typography is and how it is used for various effects	2B (similar)
• Analyze a print piece using course concepts	2B (similar)
• Analyze a film using course concepts and film terminology	2B (similar)

Fitchburg State University and Lynn Vocational Technical Institute

Course Crosswalk

March 2023

Fitchburg State Course Objectives	Lynn Vocational Technical Institute Course (Covering the same objectives)
<p>Multi-Camera Television Production COMM 3013 3 Credits</p>	<p>Radio and TV Broadcasting Program Shop (Sophomore - Senior) 2B: Fundamentals of Cinema and Video Production 2C: Fundamentals of Broadcast Journalism 2F: Studio and Field Equipment Use 2G: Aspects of Pre-production 2H: Aspects of Production</p>
Student will learn or demonstrate:	
<ul style="list-style-type: none"> • Learn to move studio cameras for still and moving shots, as well as, focus and match the cameras 	2F, 2G, 2H
<ul style="list-style-type: none"> • Use proper studio protocol in live production situations 	2F, 2G, 2H
<ul style="list-style-type: none"> • Use switcher in live studio situations 	2F
<ul style="list-style-type: none"> • Operate the audio board on live production 	2F
<ul style="list-style-type: none"> • Use the best techniques to acquire studio sound depending on the situation presented – prepare material for and operate a teleprompter 	2F, 2H
<ul style="list-style-type: none"> • Use safe procedures for hanging, moving focusing and powering up/down a lighting instrument on the lighting grid 	2F
<ul style="list-style-type: none"> • Learn how to use the lighting control panel for basic lighting effects during a live show – properly replace the lamp from a light fixture 	2F
<ul style="list-style-type: none"> • Demonstrate use of proper floor director signals 	2G, 2H
<ul style="list-style-type: none"> • Learn how to roll in footage for a live show 	2G, 2H

• Learn how to set up the remote production truck, as well as, its camera and feed live signals into the system	2H (similar)
• Operate the replay capability on the remote truck	2H (similar)
• Demonstrate proper breakdown procedures for studio and remote situations	2G