

MOUNT WACHUSETT COMMUNITY COLLEGE and FITCHBURG STATE UNIVERSITY

Mount Wachusett Community College and Fitchburg State University agree to enter into an articulation agreement in the following academic discipline:

*Interdisciplinary Studies: Allied Health Concentration (IDSH)
and
Public Health Science: Public Health Practice Concentration*


This agreement is set forth by Mount Wachusett Community College and Fitchburg State University in an effort to delineate a transfer student's best options in course selection. This document outlines advising recommendations, curriculum options, and course equivalencies where they exist. It signifies the ongoing commitment between these two institutions of higher education to promote coordinated curricula of the highest quality. As such, it bears with it the commitment of our respective faculty, and administrative staff to strengthen these ties and address the needs of our students in a mutually beneficial manner.

Students graduating from Mount Wachusett Community College in the Interdisciplinary Studies: Allied Health Concentration program with a qualitative grade point average of 2.0 or greater may transfer to the Fitchburg State University Public Health Science program with between 62 and 75 transfer credits.

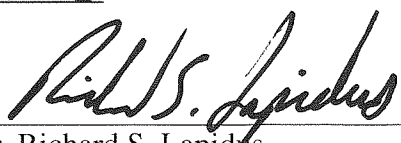
Acknowledging that students may transfer from a wide variety of majors, this agreement does not prohibit transfer to, or from, other programs of study at either institution. This agreement outlines the optimal transfer route from Mount Wachusett Community College to Fitchburg State University for students pursuing a career in the field of Public Health Science.

This articulation agreement does not supersede or in any way alter the statewide MassTransfer agreements currently in existence. Similarly, students taking advantage of the MassTransfer are encouraged to utilize these articulation agreements in preparation for their transfer to Fitchburg State University.

Signed on this day, 5/15/2023



Dr. James Vander Hooven
President
Mount Wachusett Community College



Dr. Richard S. Lapidus
President
Fitchburg State University

TRANSFER ARTICULATION AGREEMENT

Between

Mount Wachusett Community College

and

Fitchburg State University

in

Interdisciplinary Studies:
Allied Health Concentration (IDSH)

—


Public Health Science:

Public Health Practice Concentration

This agreement is effective as of May 2023 and will remain in effect until May 2026, with the provision that the terms specified herein will continue to apply to graduates who transfer from Mount Wachusett Community College to Fitchburg State University, within one year of the expiration of this agreement. The faculty at both institutions agree to meet annually to review the agreement and discuss modifications.

For: **Mount Wachusett Community College**

For: **Fitchburg State University**



Dr. Margaret Jallet
Dean, School of Health Professions, Public
Service Programs & Social Sciences



Dr. Elizabeth Gordon
Department Chairperson, Earth
and Geographic Science



Dr. Jennifer Hanselman
Dean of Health and Natural Sciences



Dr. John Eisler
Interim Vice President of Academic Affairs



Dr. Patricia A. Marshall
Provost and Vice President for
Academic Affairs

Mount Wachusett Community College Allied Health Concentration (IDSH)*			Fitchburg State University Public Health Science: Public Health Practice Concentration		
Credits			Credits		
3	ENG 101	College Writing I	3	ENGL 1100	Writing I, W
3-4	BIO 109, 113, or 152	Concepts in Biology, (or Life Science for Allied Health or Essentials of Anatomy and Physiology	3-4	BIOL 1800, BIOL 1000, BIOL 1200	General Biology, PL, SI, Introduction to Life Science, PL, SI, Anatomy and Physiology I, PL
3	PSY 105	Introduction to Psychology	3	PSY 1100	Introduction to Psychological Science, PL
4	HEA 106	Exploring Health Careers: Charting a Plan for Success	4	GENS 1990	Transfer Elective
3	General Elective I Recommend PER 130	Health, Fitness, And Wellness	3	EXSS 1000	Health and Fitness, PW
3	ENG 102	College Writing II	3	ENGL 1200	Writing II, WIL
5-7	Career Elective Recommend ASL 101 or SPC 113	(See List Below) Basic Sign Language I or Speech	3	ASL 1000 or SPCH 1000	ASL for Beginners I , WS or Intro to Speech Communication, WS
3	PSY 110	Human Growth and Development	3	PSY 1200	Lifespan Development, DP, PL
3	Recommend MAT 143	Statistics	3	MATH 1700	Applied Statistics, QR
4	BIO 203	Anatomy and Physiology I (formerly BIO 199)	4	BIOL 1200	Anatomy and Physiology I, PL
3	Career Elective Recommend PSY 240	Abnormal Psychology	3	PSY 2350	Abnormal Psychology
3	General Elective II Recommend POL 211	Introduction to American Government	3	POLS 1000	United States Government, CV
3	General Elective III Recommend SOC 103	Introduction to Sociology	3	SOC 1100	Introduction to Sociology, CV, DP
3	Humanities Elective Recommend HUM 212	Medical Ethics	3	PHIL 2001	Medical Ethics, ER
4	BIO 204 or 205 Recommend BIO 204	Anatomy and Physiology II (or Microbiology)	4	BIOL 1300	Anatomy and Physiology II
3	HEA 201 or ISC 220 Recommend HEA 201	Evidence-Based Practice for Health Professions (or Interdisciplinary Capstone)	3	GENS 2990	Transfer Elective (for either course) HEA 201 will be substituted as a Public Health Practice Elective
3	General Elective IV		3		Elective
3	Advanced General Elective		3		Elective
3	Advanced General Elective		3		Elective
62-67	Total credits for associate degree		62-67	Transfer Credits	


Courses left to complete at Fitchburg State University			
0-3	EXSS 1000 or 2060	Health and Fitness or Nutrition and Heart Disease	Unless transfer in PER 130
0-3	MATH 1700	Applied Statistics	Unless transfer in MAT 143
0-3	PHIL 2001 or 2500	Medical Ethics or Contemporary Ethical Problems	Unless transfer in HUM 212
0-3	POLS 1000	United States Government	Unless transfer in POL 211
0-3	SOC 1100	Introduction to Sociology	Unless transfer in SOC 103
3	ECON 1100	Principles of Economics: Macroeconomics	
3	GEOG 1000	Earth Systems Science	
3	PHS 2000	Public Health in the United States	
3	PHS 2010	Fundamentals of Epidemiology	
3	PHS 3000	Environmental Health	
3	PHS 3050	Evaluation Methods in Public Health	
3	PHS 4500	Public Health Internship	
3	EXSS 2400 or NURS 2300	Health Promotion or Health Assessment	
3	GEOG 2400	Introduction to Geospatial Technology	
3	SOC 2720	Medical Sociology	
3	PHS 4050	Public Health Strategies	
9-15	Public Health Practice Electives Select 3-5 courses: SOC 2250 SOC 2300 SOC 2440 SOC 2500 SOC 2510 SOC 2520 PSY 2500 PSY 2665 PSY 2030 PSY 2350 PSY 3200 PSY 3530 POLS 1500 POLS 3000 ECON 2010 ECON 2140 ECON 2500 ECON 2550 ECON 3001 GEOG 2006 GEOG 3000 GEOG 3006 GEOG 3300 GEOG 2XXX	Cultural Anthropology Sociology of Aging Urban Sociology Race and Ethnic Relations Peoples and Cultures of Africa Drugs and Alcohol Social Psychology Health Psychology Biological Psychology Abnormal Psychology (unless transfer in PSY 240) Developmental Psychopathology Motivation State and Urban Government Public Policy Analysis: Case Studies in American Politics Political Economy of Gender U.S. Economic History Economic Development Urban Economics Economics of Inequality Water Resources and Society Economic Geography Environmental Policy Urban Geography Environmental Science Data Visualization (new course)	Note: Students who transfer in PSY 240 and HEA 201 will only need to select 3 Public Health Practice Electives.

	GEOG 4000 or 4003 or 4001 GEOG 4500 PHS 2XXX HMSV 2950	Geographic Information System or GIS II or Web GIS Remote Sensing of the Environment Global Health in Costa Rica Study Abroad (new course) Addictive Behaviors (unless transfer in HST 149)	
0-3		World Languages, Speaking and Listening (WS)	Not needed if student follows other recommendations in this agreement.
0-3		Integrative High Impact Practice (IHIP)	Not needed if student follows recommendations in this agreement.
0-16		Free Electives	
58-69	Credits left to complete at Fitchburg State University		

*Students who complete an associate's degree with these recommended courses have fulfilled their general education requirements for FSU.

Other Recommended Career and General Electives

3	ANT 111	Cultural Anthropology	3	SOC 2250	Cultural Anthropology (program elective)
3	ECO 101	Macroeconomics	3	ECON 1100	Principles of Economics- Macroeconomics (required gen ed)
3	HST 149	Addictions Counseling	3	HMSV 2950	Addictive Behaviors (program elective)
3	SOC 150	Cultural Awareness	3	SOC 2500	Race and Ethnic Relations (program elective)
3	SOC 220	The Sociology of Aging		SOC 2300	Sociology of Aging (program elective)



444 Green Street, Gardner, MA 01440-1000

**Mount Wachusett Community College and
Fitchburg State University Associate to
Bachelor Completion Degree Plan Table for
Public Health Practice**



Two Year Schedule (for students who follow all recommendations)

Fall Semester 1

PHS 2000 Public Health in the US

PHS 2010 Fundamentals of Epidemiology

SOC 2720 Medical Sociology

GEOG 1000 Earth Systems Science

EXSS 2400 Health Promotion

Fall Semester 2

PHS 4050 Public Health Strategies

Major Elective

Major Elective

Free Elective

Free Elective

Spring Semester 1

PHS 3000 Environmental Health

PHS 3050 Evaluation Methods in Public Health

GEOG 2400 Introduction to Geospatial Technology

ECON 1100

Major Elective

Spring Semester 2

PHS 4500 Internship

Free Elective

Free Elective

Free Elective

Free Elective