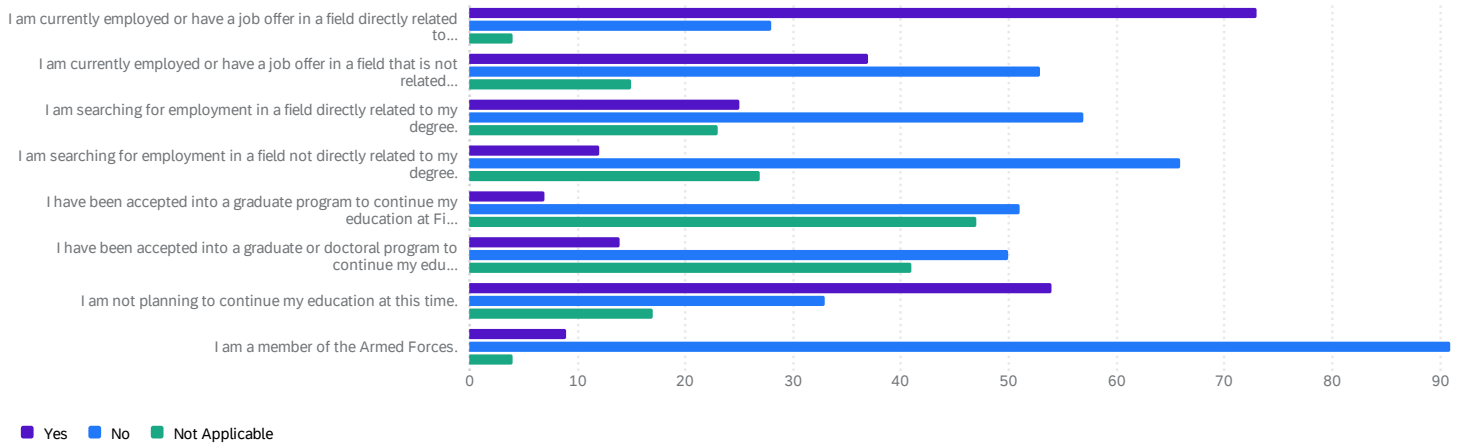


We would like to know about your short-term plans. Please mark each of the following as they relate to you currently. 105 ⓘ



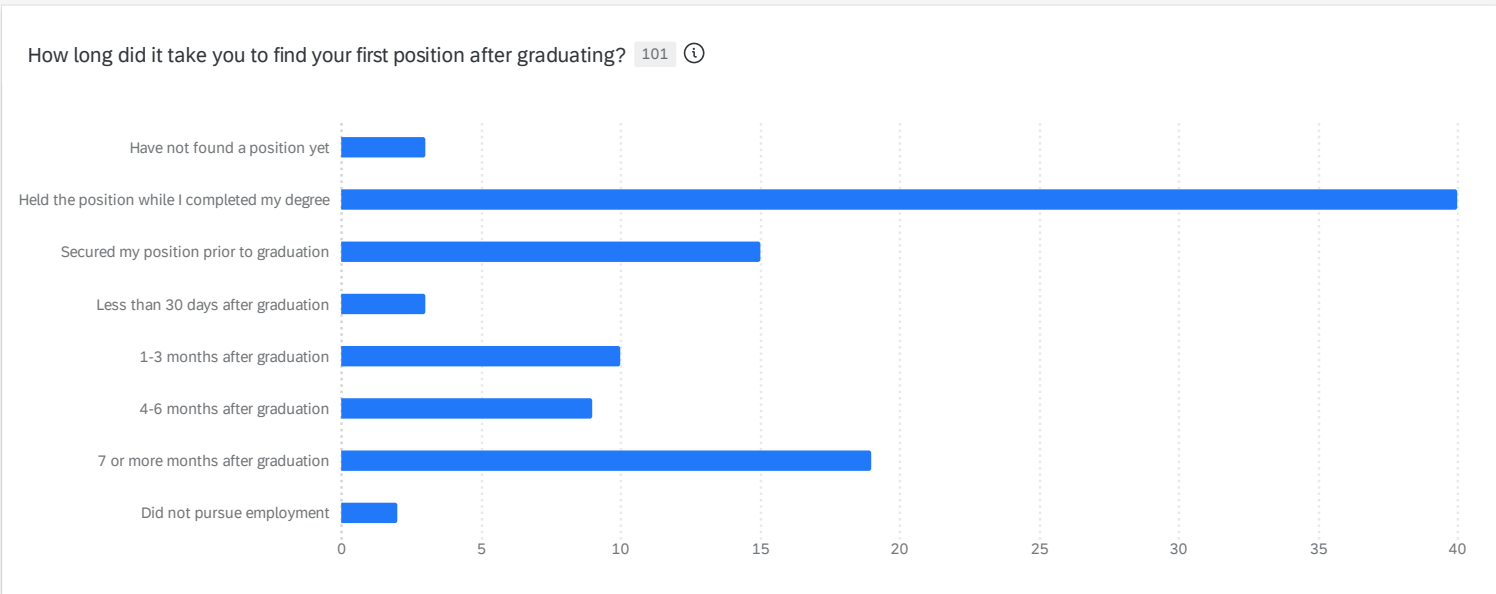
We would like to know about your short-term plans. Please mark each of the following as they relate to you currently. 105 ⓘ

We would like to know about your short-term plans. Please mark each of the...	Yes	No	Not Applicable
I am currently employed or have a job offer in a field directly related to...	73	28	4
I am currently employed or have a job offer in a field that is not related...	37	53	15
I am searching for employment in a field directly related to my degree.	25	57	23
I am searching for employment in a field not directly related to my degree.	12	66	27
I have been accepted into a graduate program to continue my education at Fi...	7	51	47
I have been accepted into a graduate or doctoral program to continue my edu...	14	50	41
I am not planning to continue my education at this time.	54	33	17
I am a member of the Armed Forces.	9	91	4

We would like to know about your short-term plans. Please mark each of the following as they relate to you currently. 105 ⓘ

We would like to know about your short-term plans. Please mark each of the...	Average	Minimum	Maximum	Count
I am currently employed or have a job offer in a field directly related to...	1.34	1.00	3.00	105
I am currently employed or have a job offer in a field that is not related...	1.79	1.00	3.00	105

We would like to know about your short-term plans. Please mark each of the...	Average	Minimum	Maximum	Count
I am searching for employment in a field directly related to my degree.	1.98	1.00	3.00	105
I am searching for employment in a field not directly related to my degree.	2.14	1.00	3.00	105
I have been accepted into a graduate program to continue my education at Fi...	2.38	1.00	3.00	105
I have been accepted into a graduate or doctoral program to continue my edu...	2.26	1.00	3.00	105
I am not planning to continue my education at this time.	1.64	1.00	3.00	104
I am a member of the Armed Forces.	1.95	1.00	3.00	104



How long did it take you to find your first position after graduating? 101 ⓘ

Q4 - How long did it take you to find your first position after graduating?	Percentage	Count
Have not found a position yet	3%	3
Held the position while I completed my degree	40%	40
Secured my position prior to graduation	15%	15
Less than 30 days after graduation	3%	3
1-3 months after graduation	10%	10
4-6 months after graduation	9%	9
7 or more months after graduation	19%	19
Did not pursue employment	2%	2

How long did it take you to find your first position after graduating? 101 ⓘ

How long did it take you to find your first position after graduating?	Average	Minimum	Maximum	Count
Have not found a position yet	1.00	1.00	1.00	3
Held the position while I completed my degree	2.00	2.00	2.00	40
Secured my position prior to graduation	3.00	3.00	3.00	15
Less than 30 days after graduation	4.00	4.00	4.00	3
1-3 months after graduation	5.00	5.00	5.00	10
4-6 months after graduation	6.00	6.00	6.00	9
7 or more months after graduation	7.00	7.00	7.00	19
Did not pursue employment	8.00	8.00	8.00	2

0

0

0

1

1

Twice

Since graduating i moved out of state and found a job related to my field.

0

11

2

1

3

1

0

---

3

---

2

---

Twice

---

1

---

1

---

0

---

3

---

2

---

2

---

Promoted once

---

1

---

Promoted x3

---

0

---

3

---

0

---

0

---

0

---

3

---

0

---

1

---

2

---

2

---

1

---

2

---

Two

---

2 promotions same company

---

2

---

0

---

2

---

0

---

0

---

2

---

5

---

once

---

1

---

2

---

2

---

I have the same employer but a different role since graduating.

---

1

---

0

---

2

---

4

---

Twice promoted

---

1

---

2

---

Two

---

0

---

1

---

I have gone from Paraprofessional to teacher

---

1

---

0

---

0

---

None, was employed in same position prior to graduation

---

1

---

2

---

3

---

1 time

---

3 job changes

---

0

---

0

---

None

---

3

---

1

---

1

---

3

---

Twice

2

Once

0

5

1 employer , 1 promotion

Once

1

Three employer changes, promoted once by first employer.

2

I have worked for the same company both in Burlington, MA and now in London, England. I have been promoted from Intern, to Digital Content Specialist, to Digital Content Manager in the span of three years.

0

1

0

4

Once

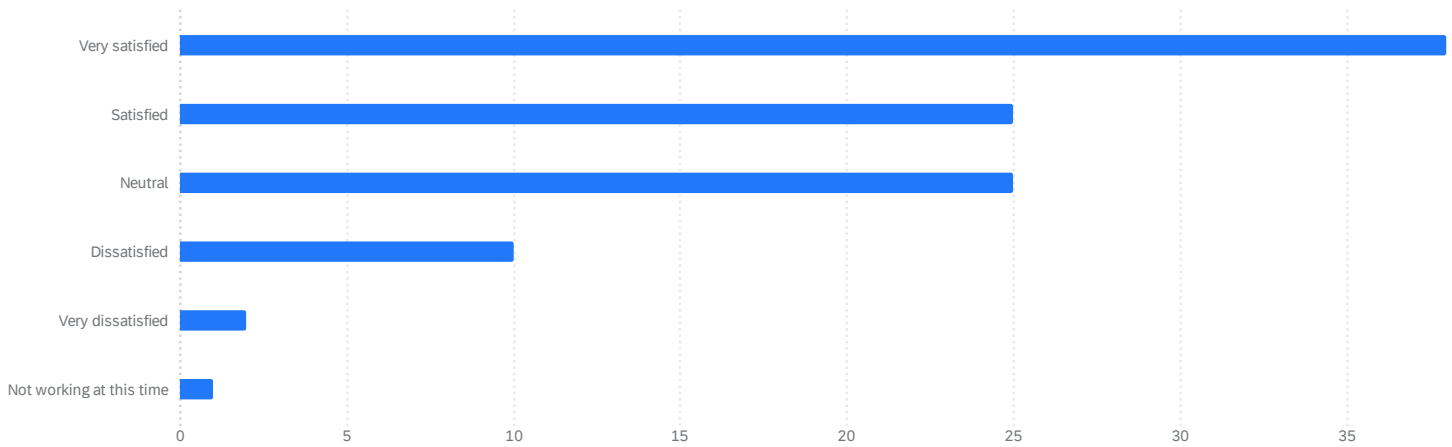
0

0

1

3

Are you satisfied with the course of your career thus far? 101 ⓘ



Are you satisfied with the course of your career thus far? 101 ⓘ

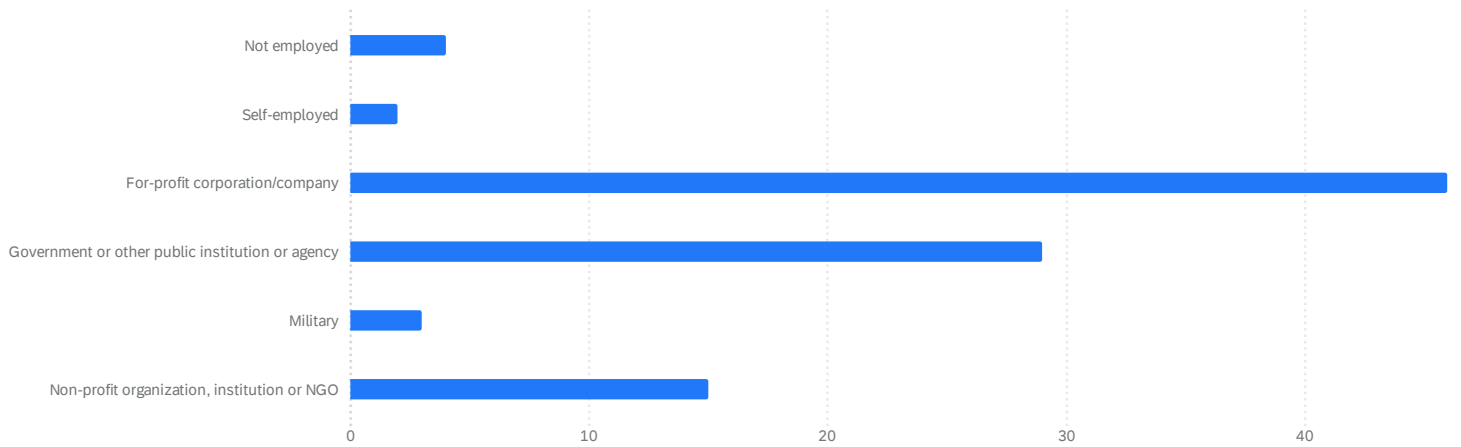
Q4 - Are you satisfied with the course of your career thus far?	Percentage	Count
Very satisfied	38%	38
Satisfied	25%	25
Neutral	25%	25
Dissatisfied	10%	10
Very dissatisfied	2%	2
Not working at this time	1%	1

Are you satisfied with the course of your career thus far? 101 ⓘ

Are you satisfied with the course of your career thus far?	Average	Minimum	Maximum	Count
Very satisfied	1.00	1.00	1.00	38
Satisfied	2.00	2.00	2.00	25
Neutral	3.00	3.00	3.00	25
Dissatisfied	4.00	4.00	4.00	10
Very dissatisfied	5.00	5.00	5.00	2
Not working at this time	6.00	6.00	6.00	1



5. In what sector are you employed? 99 ⓘ



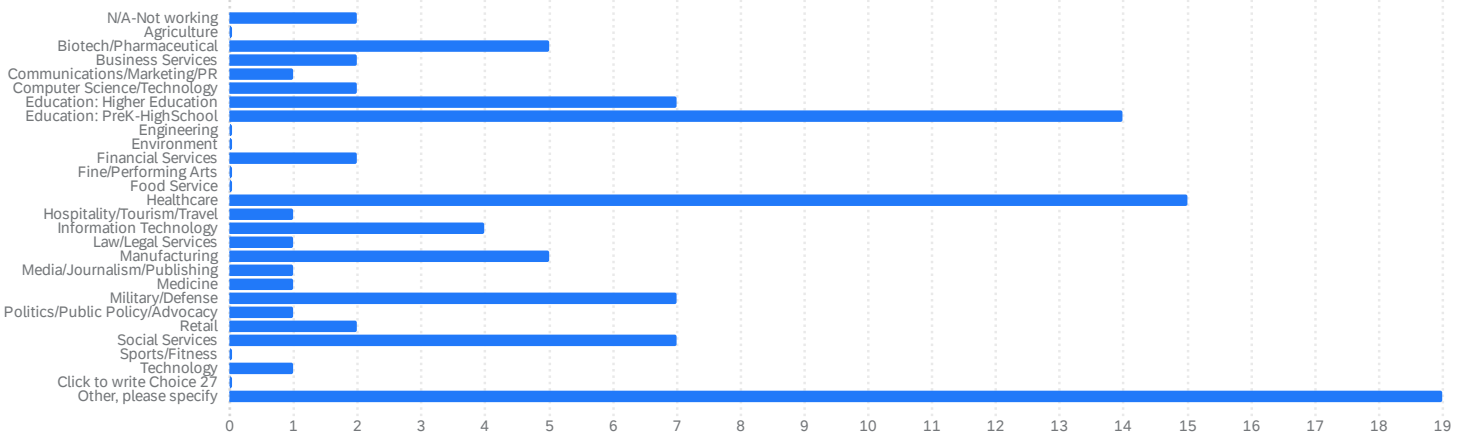
5. In what sector are you employed? 99 ⓘ

Q6 - 5. In what sector are you employed?	Percentage	Count
Not employed	4%	4
Self-employed	2%	2
For-profit corporation/company	46%	46
Government or other public institution or agency	29%	29
Military	3%	3
Non-profit organization, institution or NGO	15%	15

5. In what sector are you employed? 99 ⓘ

5. In what sector are you employed?	Average	Minimum	Maximum	Count
Not employed	1.00	1.00	1.00	4
Self-employed	2.00	2.00	2.00	2
For-profit corporation/company	3.00	3.00	3.00	46
Government or other public institution or agency	4.00	4.00	4.00	29
Military	5.00	5.00	5.00	3
Non-profit organization, institution or NGO	6.00	6.00	6.00	15

Please select the industry that best describes your employer 100 ⓘ



Please select the industry that best describes your employer 100 ⓘ

Q7 - Please select the industry that best describes your employer - Selected Choice	Percentage	Count
N/A-Not working	2%	2
Agriculture	0%	0
Biotech/Pharmaceutical	5%	5
Business Services	2%	2
Communications/Marketing/PR	1%	1
Computer Science/Technology	2%	2
Education: Higher Education	7%	7
Education: PreK-High School	14%	14
Engineering	0%	0
Environment	0%	0
Financial Services	2%	2
Fine/Performing Arts	0%	0
Food Service	0%	0
Healthcare	15%	15
Hospitality/Tourism/Travel	1%	1
Information Technology	4%	4
Law/Legal Services	1%	1
Manufacturing	5%	5
Media/Journalism/Publishing	1%	1
Medicine	1%	1

Q7 - Please select the industry that best describes your employer - Selected Choice	Percentage	Count
Military/Defense	7%	7
Politics/Public Policy/Advocacy	1%	1
Retail	2%	2
Social Services	7%	7
Sports/Fitness	0%	0
Technology	1%	1
Click to write Choice 27	0%	0
Other, please specify	19%	19

Please select the industry that best describes your employer 100 ⓘ

Please select the industry that best describes your employer	Average	Minimum	Maximum	Count
N/A-Not working	1.00	1.00	1.00	2
Agriculture	-	-	-	0
Biotech/Pharmaceutical	3.00	3.00	3.00	5
Business Services	4.00	4.00	4.00	2
Communications/Marketing/PR	5.00	5.00	5.00	1
Computer Science/Technology	6.00	6.00	6.00	2
Education: Higher Education	7.00	7.00	7.00	7
Education: PreK-HighSchool	8.00	8.00	8.00	14
Engineering	-	-	-	0
Environment	-	-	-	0
Financial Services	11.00	11.00	11.00	2
Fine/Performing Arts	-	-	-	0
Food Service	-	-	-	0
Healthcare	14.00	14.00	14.00	15
Hospitality/Tourism/Travel	15.00	15.00	15.00	1
Information Technology	16.00	16.00	16.00	4
Law/Legal Services	17.00	17.00	17.00	1
Manufacturing	18.00	18.00	18.00	5
Media/Journalism/Publishing	19.00	19.00	19.00	1
Medicine	20.00	20.00	20.00	1
Military/Defense	21.00	21.00	21.00	7
Politics/Public Policy/Advocacy	22.00	22.00	22.00	1
Retail	23.00	23.00	23.00	2
Social Services	24.00	24.00	24.00	7
Sports/Fitness	-	-	-	0
Technology	26.00	26.00	26.00	1
Click to write Choice 27	-	-	-	0
Other, please specify	28.00	28.00	28.00	19

Please select the industry that best describes your employer: Other, please specify ⓘ

Education, birth to 3

---

First responder administrative services

---

Construction

---

Nanny

---

Public Library

---

Sales

---

Construction/Energy Efficiency

---

Retailer

---

Construction

---

SaaS Education Technology

---

construction

---

Education- ES, Ms, HS, and ATP

---

Construction

---

Mining

---

Insurance

---

Public Administration

---

Game Development

---

Insurance

---

Government/public safety

---

N/A

---

Young women's professional society

---

NA

---

IATSE Local 481

---

None

---

None

---

None

---

NASPA

---

none

---

None new, member of American Society of Association Executives

---

N/A

---

None

---

None

---

SHRM

---

None

---

None

---

Young women's professional association

---

Success Coaching

---

None

---

I did the Chamber of Commerce's community leadership institute

---

N/A

---

none

---

N/A

---

none

---

MaMHCA

---

N/A

---

Mass Teachers Association

---

Project Management Institute

---

None

---

None

---

None

---

Srum Alliance

---

None

---

None

---

0

---

Have not added any new professional organizations since graduation

---

none

---

None

---

Teacher's union

---

none

---

None

---

None

---

None

---

None

---

none

---

None

---

None

---

N/A

---

NSTA, MTA, EAW

---

None

---

N/A

---

none

---

IDA

---

Walden university

---

Bay Cove Human Services and MCPHS

---

None

---

N/a

---

Conferences and PDP courses

---

Many conferences

---

Attended many workshops, conferences, etc because of teacher certification

---

MA

---

PA workshops, union meetings, OSHA cert, qualified operator training, ETC ASP training

---

MA

---

Regular workshops for both jobs

---

None

---



MIIA training

---

attended conferences

---

Completed the following: Graduate Reading Specialist certification at Fitchburg State; Orton-Gillingham trained (all levels); LIPS trained; additional graduate coursework/training through Landmark School for executive functioning and language based difficulties; graduate coursework/training through KEYS to Literacy: Writing, Vocabulary, and Comprehension

---

none

---

conferences, workshops, certification

---

Online Studies - TEFL Certification; In Progress Strategy Certification

---

N/a

---

1 year of RN orientation at Bedford VA Hospital

---

SHRM - CP

---

Work related events

---

Attended Conferences and Workshops

---

Too many to list

---

Conference on Customer Success

---

Data analytics conference

---

N/A

---

none

---

N/A

---

I have been to some game dev meetup events, that's it

---

Supervision Series

---

none

---

Obtained my LMHC, attended workshops to further my knowledge to work with families.

---

Six Sigma training

---

Online classes to further my earning potential

---

Project Management Professional Certification

---

School sponsored workshops

---

Public speaking

---

None

---

Became licensed

---

CSM (Certified ScrumMaster) certification, working on getting PMP.

---

Technology programs

---

Workshops

---

Na

---

Not sure

---

Presently conducting research related to seniors and mental health

---

Conducting presentations and trainings- attending workshops

---

Currently going for my Associate's Degree in Healthcare to someday be Nursing :)

---

Training through GFOA and CSMFO

---

PDs provided by the district.

---

what is through my school

---

GDC

---

None

---

Nothing

---

Very little my job takes most of my time.

---

n/a

---

Stroke certificate

---

None

---

American Correctional Association Conference

---

Texas Teaching license

---

None

---

I completed a master's degree in publishing in January 2023.

---

LSWA, masters in child advocacy and policy

---

none

---

Fully OG trained, completed masters with Fitchburg state—dual licensure in moderate disabilities/reading specialist, completed 30 credits beyond masters in literacy related coursework through landmark school, keys to literacy PD, LIPS trained.

---

Studying for Network+ certification and contemplating starting a Masters program at Fitchburg State

---

Certificate programs at University of LaVerne - they offer professional development courses specifically for educators

---

Webinars/workshops

---

Cambridge Massachusetts

---

Lunenburg ma

---

Keene NH

---

Baton Rouge, LA

---

USA

---

Worcester MA

---

Rangeley, Maine

---

Brockton Massachusetts

---

Tewksbury MA

---

Lunenburg, Massachusetts

---

Marshfield, MA

---

Littleton MA

---

Fitchburg

---

Lowell, MA

---

Peabody, MA

---

Leominster, MA

---

Macomb MI

---

Stoneham, MA

---

Clinton, Ma

---

Toronto, Canada

---

Burlington County NJ

---

Wilmington Ma

---

Nashua, NH

---

Florida

---

Putnam Connecticut

---

WINCHENDON MA

---

Shrewsbury MA

---

Rhode Island

---

Leominster Massachusetts

---

Worcester MA

---

Holden, MA

---

Feeding Hills, Ma USA

---

Jacksonville, FL

---

Fitchburg ma

---

Templeton MA

---

NH

---

Ronkonkoma NY

---

Lexington, Massachusetts, USA

---

I am about to move to somewhere in the Santa Fe, NM area. Although I currently live in Wayland, MA

---

Southborough, Massachusetts

---

Plainsboro, NJ

---

Auburn, Massachusetts

---

Danielson, CT

---

Fitchburg, MA

---

Newburyport, MA, USA

---

Arlington, MA

---

Sparks, Nevada

---

Jaffrey NH

---

Winchendon MA

---

Gardner MA

---

Leominster ma

---

Recently moved back to Boston, MA (was in Quito, Ecuador)

---

Washington, DC

---

Lunenburg, MA

---

Pelham,NH

---

Nj usa

---

Haverhill, MA

---

Baltimore MD

---

Andover, MA

---

Leominster - MA

---

Fitchburg

---

Simi Valley, CA

---

Palmer, MA

---

Worcester, MA

---

Fitchburg MA

---

Townsend, MA

---

Leominster MA

---

Worcester, Ma

---

Orange, MA

---

Lexington, Massachusetts, USA

---

Macomb, MI

---

Oxford, MA

---

Medway MA

---

Washington DC

---

Fitchburg, MA

---

Worcester, MA

---

Fuck you

---

Massachusetts

London, England.

Fall River, MA

none

Leominster, MA

Illinoid

Worcester, MA

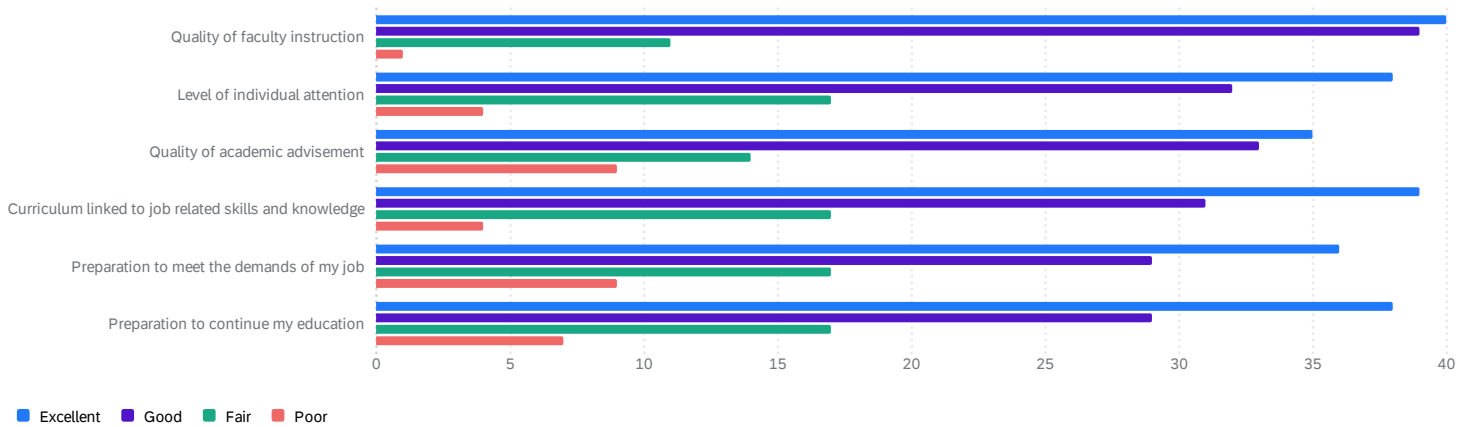
Holden, Massachusetts

Fitchburg, MA, USA

Westminster MA

Richmond, Virginia

Reflection on your preparedness with a degree from Fitchburg State University. This section focuses on your perceived quality of the degree you earned. Rate the quality of the following with respect to the degree you received three years ago: 91 ⓘ



Reflection on your preparedness with a degree from Fitchburg State University. This section focuses on your perceived quality of the degree you earned. Rate the quality of the following with respect to the degree you received three years ago: 91 ⓘ

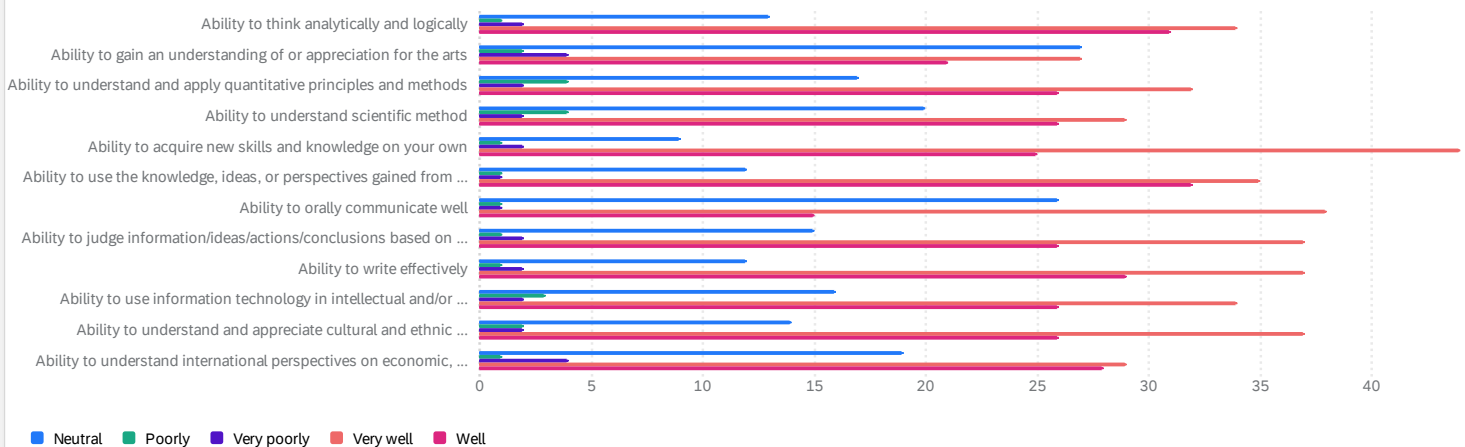
Reflection on your preparedness with a degree from Fitchburg State Universi...	Excellent	Good	Fair	Poor
Quality of faculty instruction	40	39	11	1
Level of individual attention	38	32	17	4
Quality of academic advisement	35	33	14	9

Reflection on your preparedness with a degree from Fitchburg State Universi...	Excellent	Good	Fair	Poor
Curriculum linked to job related skills and knowledge	39	31	17	4
Preparation to meet the demands of my job	36	29	17	9
Preparation to continue my education	38	29	17	7

Reflection on your preparedness with a degree from Fitchburg State University. This section focuses on your perceived quality of the degree you earned. Rate the quality of the following with respect to the degree you received three years ago: 91 ⓘ

Reflection on your preparedness with a degree from Fitchburg State Universi...	Average	Minimum	Maximum	Count
Quality of faculty instruction	1.70	1.00	4.00	91
Level of individual attention	1.86	1.00	4.00	91
Quality of academic advisement	1.97	1.00	4.00	91
Curriculum linked to job related skills and knowledge	1.85	1.00	4.00	91
Preparation to meet the demands of my job	1.99	1.00	4.00	91
Preparation to continue my education	1.92	1.00	4.00	91

Please select your level of agreement with the following statement: 81 ⓘ



Please select your level of agreement with the following statement: 81 ⓘ

Please select your level of agreement with the following statement:	Neutral	Poorly	Very poorly	Very well	Well
Ability to think analytically and logically	13	1	2	34	31
Ability to gain an understanding of or appreciation for the arts	27	2	4	27	21

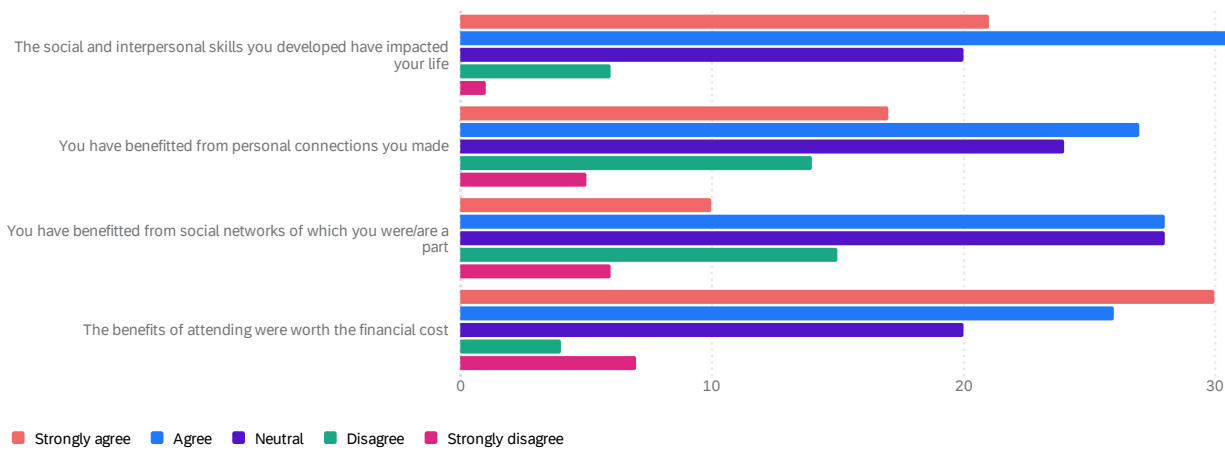


Please select your level of agreement with the following statement:	Neutral	Poorly	Very poorly	Very well	Well
Ability to understand and apply quantitative principles and methods	17	4	2	32	26
Ability to understand scientific method	20	4	2	29	26
Ability to acquire new skills and knowledge on your own	9	1	2	44	25
Ability to use the knowledge, ideas, or perspectives gained from your major field	12	1	1	35	32
Ability to orally communicate well	26	1	1	38	15
Ability to judge information/ideas/actions/conclusions based on sources/methods/reasoning	15	1	2	37	26
Ability to write effectively	12	1	2	37	29
Ability to use information technology in intellectual and/or professional pursuits	16	3	2	34	26
Ability to understand and appreciate cultural and ethnic differences between people	14	2	2	37	26
Ability to understand international perspectives on economic, political, social, and cultural issues	19	1	4	29	28

Please select your level of agreement with the following statement: 81 ⓘ

Please select your level of agreement with the following statement:	Average	Minimum	Maximum	Count
Ability to think analytically and logically	1.84	1.00	5.00	81
Ability to gain an understanding of or appreciation for the arts	2.20	1.00	5.00	81
Ability to understand and apply quantitative principles and methods	1.99	1.00	5.00	81
Ability to understand scientific method	2.06	1.00	5.00	81
Ability to acquire new skills and knowledge on your own	1.67	1.00	5.00	81
Ability to use the knowledge, ideas, or perspectives gained from your major field	1.78	1.00	5.00	81
Ability to orally communicate well	1.91	1.00	5.00	81
Ability to judge information/ideas/actions/conclusions based on sources/methods/reasoning	1.83	1.00	5.00	81
Ability to write effectively	1.79	1.00	5.00	81
Ability to use information technology in intellectual and/or professional pursuits	1.93	1.00	5.00	81
Ability to understand and appreciate cultural and ethnic differences between people	1.84	1.00	5.00	81
Ability to understand international perspectives on economic, political, social, and cultural issues	2.05	1.00	5.00	81

Looking back at your academic career at Fitchburg State University, please select your level of agreement with the following: 87 ⓘ



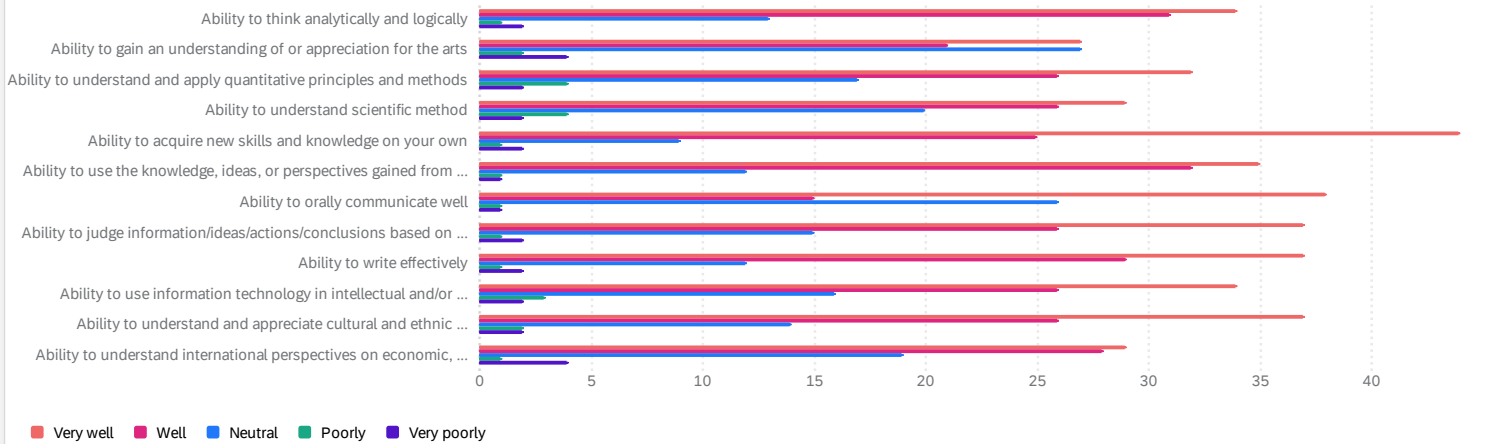
Looking back at your academic career at Fitchburg State University, please select your level of agreement with the following: 87 ⓘ

Looking back at your academic career at Fitchburg State University, please...	Strongly agree	Agree	Neutral	Disagree	Strongly disagree
The social and interpersonal skills you developed have impacted your life	21	39	20	6	1
You have benefitted from personal connections you made	17	27	24	14	5
You have benefitted from social networks of which you were/are a part	10	28	28	15	6
The benefits of attending were worth the financial cost	30	26	20	4	7

Looking back at your academic career at Fitchburg State University, please select your level of agreement with the following: 87 ⓘ

Looking back at your academic career at Fitchburg State University, please...	Average	Minimum	Maximum	Count
The social and interpersonal skills you developed have impacted your life	2.16	1.00	5.00	87
You have benefitted from personal connections you made	2.57	1.00	5.00	87
You have benefitted from social networks of which you were/are a part	2.76	1.00	5.00	87
The benefits of attending were worth the financial cost	2.22	1.00	5.00	87

How well did Fitchburg State University prepare you in terms of the following skill sets: 81 ⓘ



How well did Fitchburg State University prepare you in terms of the following skill sets: 81 ⓘ

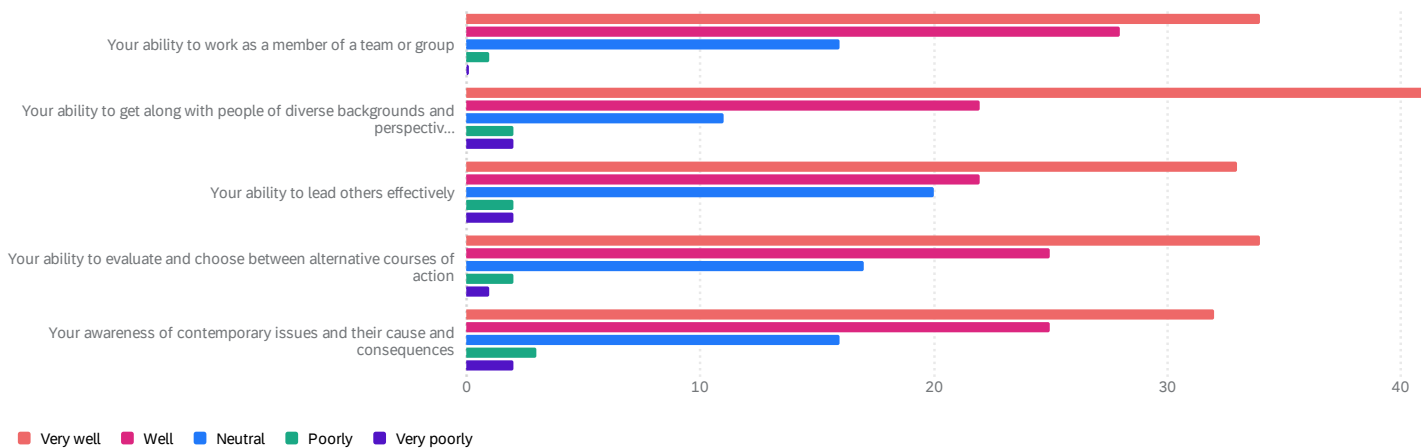
How well did Fitchburg State University prepare you in terms of the followi...	Very well	Well	Neutral	Poorly	Very poorly
Ability to think analytically and logically	34	31	13	1	2
Ability to gain an understanding of or appreciation for the arts	27	21	27	2	4
Ability to understand and apply quantitative principles and methods	32	26	17	4	2
Ability to understand scientific method	29	26	20	4	2
Ability to acquire new skills and knowledge on your own	44	25	9	1	2
Ability to use the knowledge, ideas, or perspectives gained from your major...	35	32	12	1	1
Ability to orally communicate well	38	15	26	1	1
Ability to judge information/ideas/actions/conclusions based on sources/met...	37	26	15	1	2
Ability to write effectively	37	29	12	1	2
Ability to use information technology in intellectual and/or professional p...	34	26	16	3	2

How well did Fitchburg State University prepare you in terms of the followi...	Very well	Well	Neutral	Poorly	Very poorly
Ability to understand and appreciate cultural and ethnic differences between...	37	26	14	2	2
Ability to understand international perspectives on economic, political, so...	29	28	19	1	4

How well did Fitchburg State University prepare you in terms of the following skill sets: 81 ⓘ

How well did Fitchburg State University prepare you in terms of the followi...	Average	Minimum	Maximum	Count
Ability to think analytically and logically	1.84	1.00	5.00	81
Ability to gain an understanding of or appreciation for the arts	2.20	1.00	5.00	81
Ability to understand and apply quantitative principles and methods	1.99	1.00	5.00	81
Ability to understand scientific method	2.06	1.00	5.00	81
Ability to acquire new skills and knowledge on your own	1.67	1.00	5.00	81
Ability to use the knowledge, ideas, or perspectives gained from your major...	1.78	1.00	5.00	81
Ability to orally communicate well	1.91	1.00	5.00	81
Ability to judge information/ideas/actions/conclusions based on sources/met...	1.83	1.00	5.00	81
Ability to write effectively	1.79	1.00	5.00	81
Ability to use information technology in intellectual and/or professional p...	1.93	1.00	5.00	81
Ability to understand and appreciate cultural and ethnic differences between...	1.84	1.00	5.00	81
Ability to understand international perspectives on economic, political, so...	2.05	1.00	5.00	81

How well did Fitchburg State University prepare you for the following personal and professional situational skill sets: 79 ⓘ



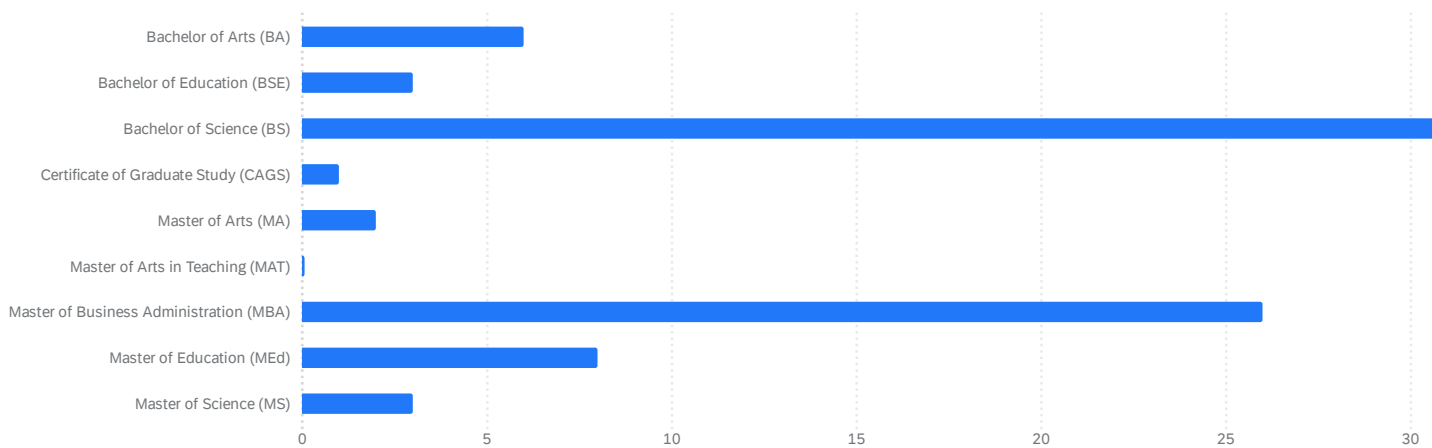
How well did Fitchburg State University prepare you for the following personal and professional situational skill sets: 79 ⓘ

How well did Fitchburg State University prepare you for the following perso...	Very well	Well	Neutral	Poorly	Very poorly
Your ability to work as a member of a team or group	34	28	16	1	0
Your ability to get along with people of diverse backgrounds and perspectiv...	42	22	11	2	2
Your ability to lead others effectively	33	22	20	2	2
Your ability to evaluate and choose between alternative courses of action	34	25	17	2	1
Your awareness of contemporary issues and their cause and consequences	32	25	16	3	2

How well did Fitchburg State University prepare you for the following personal and professional situational skill sets: 79 ⓘ

How well did Fitchburg State University prepare you for the following perso...	Average	Minimum	Maximum	Count
Your ability to work as a member of a team or group	1.80	1.00	4.00	79
Your ability to get along with people of diverse backgrounds and perspectiv...	1.73	1.00	5.00	79
Your ability to lead others effectively	1.96	1.00	5.00	79
Your ability to evaluate and choose between alternative courses of action	1.87	1.00	5.00	79
Your awareness of contemporary issues and their cause and consequences	1.95	1.00	5.00	78

Please select the Degree you completed at Fitchburg State University from the list below. 80 ⓘ



Please select the Degree you completed at Fitchburg State University from the list below. 80 ⓘ

Q17 - Please select the Degree you completed at Fitchburg State University from the list below.

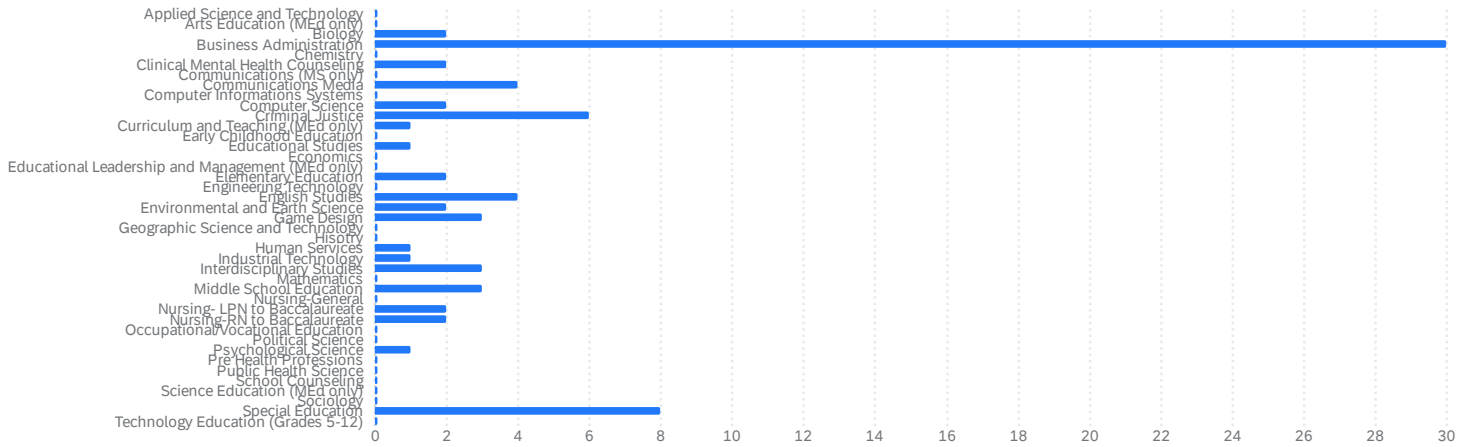
	Percentage	Count
Bachelor of Arts (BA)	8%	6
Bachelor of Education (BSE)	4%	3
Bachelor of Science (BS)	39%	31
Certificate of Graduate Study (CAGS)	1%	1
Master of Arts (MA)	3%	2
Master of Arts in Teaching (MAT)	0%	0
Master of Business Administration (MBA)	33%	26
Master of Education (MEd)	10%	8
Master of Science (MS)	4%	3

Please select the Degree you completed at Fitchburg State University from the list below. 80 ⓘ

Please select the Degree you completed at Fitchburg State University from t...

	Average	Minimum	Maximum	Count
Bachelor of Arts (BA)	1.00	1.00	1.00	6
Bachelor of Education (BSE)	2.00	2.00	2.00	3
Bachelor of Science (BS)	3.00	3.00	3.00	31
Certificate of Graduate Study (CAGS)	4.00	4.00	4.00	1
Master of Arts (MA)	5.00	5.00	5.00	2
Master of Arts in Teaching (MAT)	-	-	-	0
Master of Business Administration (MBA)	7.00	7.00	7.00	26
Master of Education (MEd)	8.00	8.00	8.00	8
Master of Science (MS)	9.00	9.00	9.00	3

Please select the major field studied for your degree: 80 ⓘ



Please select the major field studied for your degree: 80 ⓘ

Q18 - Please select the major field studied for your degree:	Percentage	Count
Applied Science and Technology	0%	0
Arts Education (MEd only)	0%	0
Biology	3%	2
Business Administration	38%	30
Chemistry	0%	0
Clinical Mental Health Counseling	3%	2
Communications (MS only)	0%	0
Communications Media	5%	4
Computer Informations Systems	0%	0
Computer Science	3%	2
Criminal Justice	8%	6
Curriculum and Teaching (MEd only)	1%	1
Early Childhood Education	0%	0
Educational Studies	1%	1
Economics	0%	0
Educational Leadership and Management (MEd only)	0%	0
Elementary Education	3%	2
Engineering Technology	0%	0
English Studies	5%	4
Environmental and Earth Science	3%	2

Q18 - Please select the major field studied for your degree:	Percentage	Count
Game Design	4%	3
Geographic Science and Technology	0%	0
Hisotry	0%	0
Human Services	1%	1
Industrial Technology	1%	1
Interdisciplinary Studies	4%	3
Mathematics	0%	0
Middle School Education	4%	3
Nursing-General	0%	0
Nursing- LPN to Baccalaureate	3%	2
Nursing-RN to Baccalaureate	3%	2
Occupational/Vocational Education	0%	0
Political Science	0%	0
Psychological Science	1%	1
Pre Health Professions	0%	0
Public Health Science	0%	0
School Counseling	0%	0
Science Education (MEd only)	0%	0
Sociology	0%	0
Special Education	10%	8
Technology Education (Grades 5-12)	0%	0

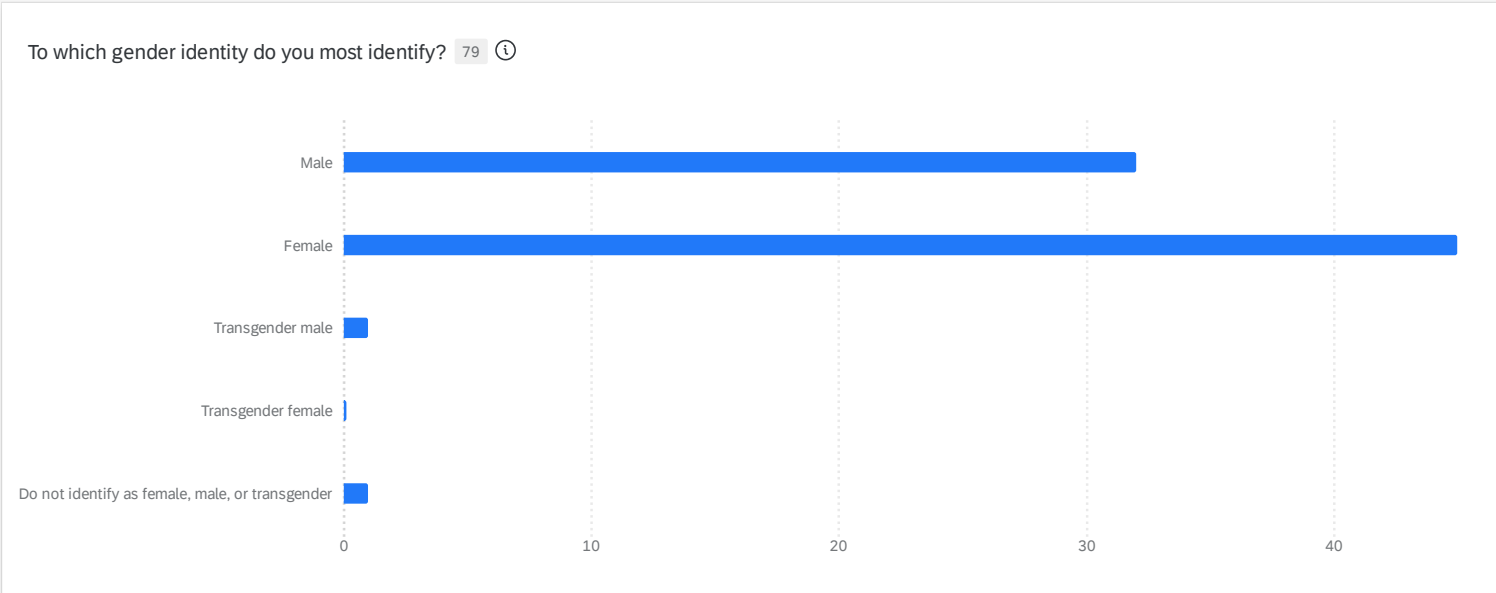
Please select the major field studied for your degree: 80 ⓘ

Please select the major field studied for your degree:	Average	Minimum	Maximum	Count
Applied Science and Technology	-	-	-	0
Arts Education (MEd only)	-	-	-	0
Biology	3.00	3.00	3.00	2
Business Administration	4.00	4.00	4.00	30
Chemistry	-	-	-	0
Clinical Mental Health Counseling	6.00	6.00	6.00	2



Please select the major field studied for your degree:	Average	Minimum	Maximum	Count
Communications (MS only)	-	-	-	0
Communications Media	8.00	8.00	8.00	4
Computer Informations Systems	-	-	-	0
Computer Science	10.00	10.00	10.00	2
Criminal Justice	11.00	11.00	11.00	6
Curriculum and Teaching (MEd only)	12.00	12.00	12.00	1
Early Childhood Education	-	-	-	0
Educational Studies	14.00	14.00	14.00	1
Economics	-	-	-	0
Educational Leadership and Management (MEd only)	-	-	-	0
Elementary Education	17.00	17.00	17.00	2
Engineering Technology	-	-	-	0
English Studies	19.00	19.00	19.00	4
Environmental and Earth Science	20.00	20.00	20.00	2
Game Design	21.00	21.00	21.00	3
Geographic Science and Technology	-	-	-	0
Hisotry	-	-	-	0
Human Services	24.00	24.00	24.00	1
Industrial Technology	25.00	25.00	25.00	1
Interdisciplinary Studies	26.00	26.00	26.00	3
Mathematics	-	-	-	0
Middle School Education	28.00	28.00	28.00	3
Nursing-General	-	-	-	0
Nursing- LPN to Baccalaureate	30.00	30.00	30.00	2
Nursing-RN to Baccalaureate	31.00	31.00	31.00	2
Occupational/Vocational Education	-	-	-	0
Political Science	-	-	-	0
Psychological Science	34.00	34.00	34.00	1
Pre Health Professions	-	-	-	0
Public Health Science	-	-	-	0

Please select the major field studied for your degree:	Average	Minimum	Maximum	Count
School Counseling	-	-	-	0
Science Education (MEd only)	-	-	-	0
Sociology	-	-	-	0
Special Education	40.00	40.00	40.00	8
Technology Education (Grades 5-12)	-	-	-	0



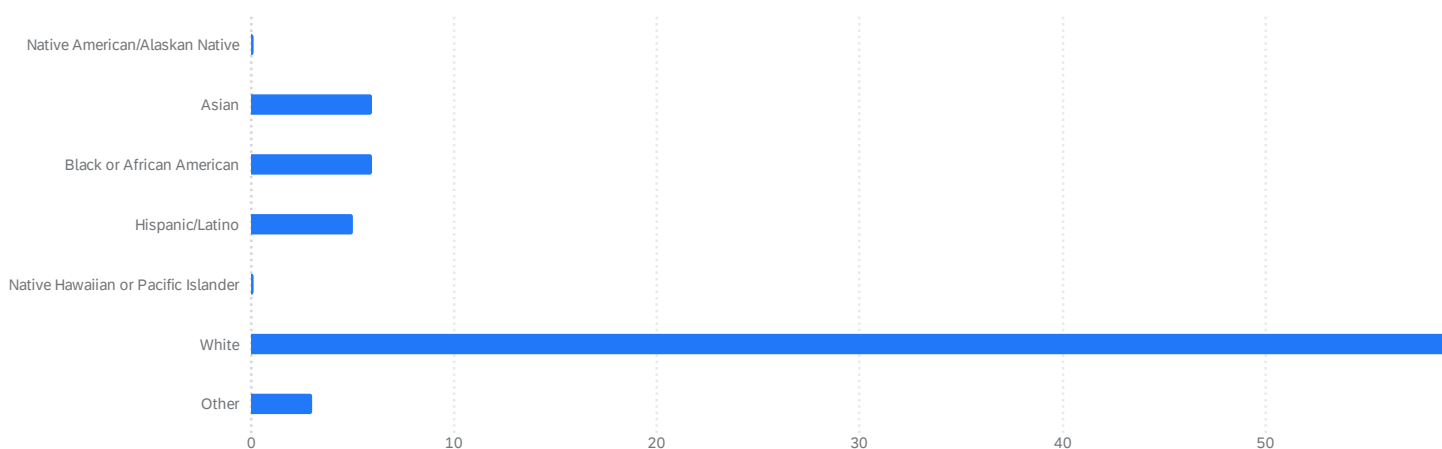
To which gender identity do you most identify? 79 ⓘ

Q19 - To which gender identity do you most identify?	Percentage	Count
Male	41%	32
Female	57%	45
Transgender male	1%	1
Transgender female	0%	0
Do not identify as female, male, or transgender	1%	1

To which gender identity do you most identify? 79 ⓘ

To which gender identity do you most identify?	Average	Minimum	Maximum	Count
Male	1.00	1.00	1.00	32
Female	2.00	2.00	2.00	45
Transgender male	3.00	3.00	3.00	1
Transgender female	-	-	-	0
Do not identify as female, male, or transgender	5.00	5.00	5.00	1

To which racial/ethnic group do you predominantly identify? 79 ⓘ



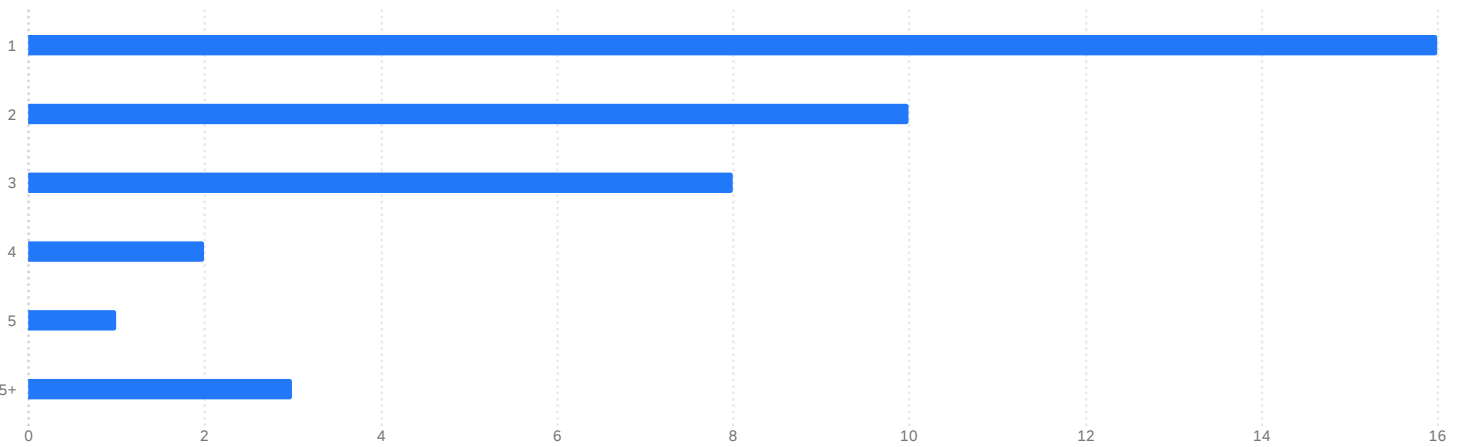
To which racial/ethnic group do you predominantly identify? 79 ⓘ

Q20 - To which racial/ethnic group do you predominantly identify?	Percentage	Count
Native American/Alaskan Native	0%	0
Asian	8%	6
Black or African American	8%	6
Hispanic/Latino	6%	5
Native Hawaiian or Pacific Islander	0%	0
White	75%	59
Other	4%	3

To which racial/ethnic group do you predominantly identify? 79 ⓘ

To which racial/ethnic group do you predominantly identify?	Average	Minimum	Maximum	Count
Native American/Alaskan Native	-	-	-	0
Asian	2.00	2.00	2.00	6
Black or African American	3.00	3.00	3.00	6
Hispanic/Latino	4.00	4.00	4.00	5
Native Hawaiian or Pacific Islander	-	-	-	0
White	6.00	6.00	6.00	59
Other	7.00	7.00	7.00	3

How many dependents do you have (not including yourself)? 40 ⓘ



How many dependents do you have (not including yourself)? 40 ⓘ

Q21 - How many dependents do you have (not including yourself)?	Percentage	Count
1	40%	16
2	25%	10
3	20%	8
4	5%	2
5	3%	1
5+	8%	3

How many dependents do you have (not including yourself)? 40 ⓘ

How many dependents do you have (not including yourself?)	Average	Minimum	Maximum	Count
1	1.00	1.00	1.00	16
2	2.00	2.00	2.00	10
3	3.00	3.00	3.00	8
4	4.00	4.00	4.00	2
5	5.00	5.00	5.00	1
5+	6.00	6.00	6.00	3