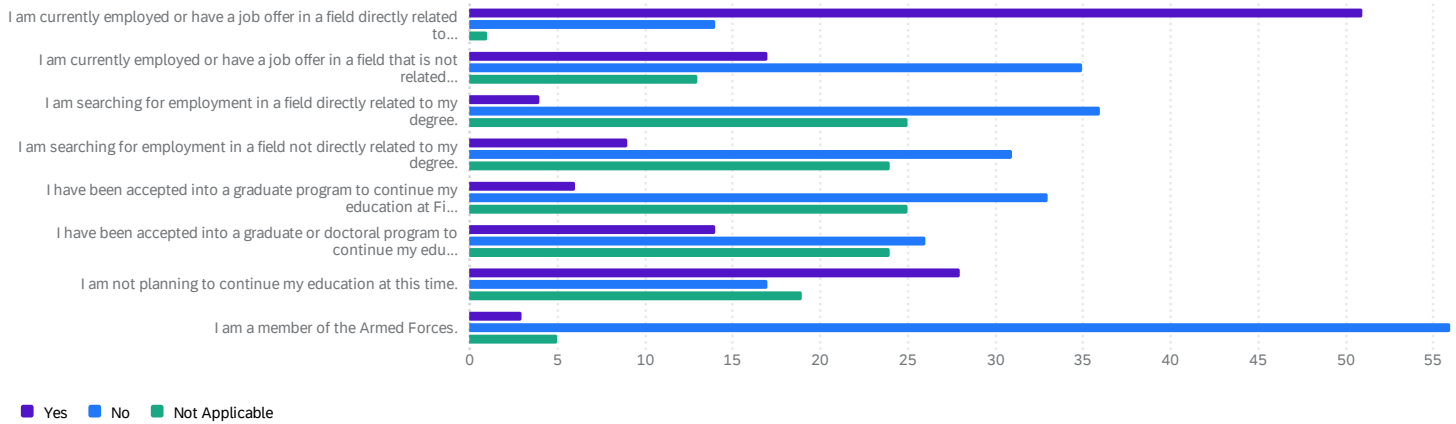


Information about your career Please answer the following questions. We would like to know about your short-term plans. Please mark each of the following as they relate to you currently. 66 ⓘ



Information about your career Please answer the following questions. We would like to know about your short-term plans. Please mark each of the following as they relate to you currently. 66 ⓘ

Information about your career Please answer the following questions. We...	Yes	No	Not Applicable
I am currently employed or have a job offer in a field directly related to...	51	14	1
I am currently employed or have a job offer in a field that is not related...	17	35	13
I am searching for employment in a field directly related to my degree.	4	36	25
I am searching for employment in a field not directly related to my degree.	9	31	24
I have been accepted into a graduate program to continue my education at Fi...	6	33	25
I have been accepted into a graduate or doctoral program to continue my edu...	14	26	24
I am not planning to continue my education at this time.	28	17	19
I am a member of the Armed Forces.	3	56	5

Information about your career Please answer the following questions. We would like to know about your short-term plans. Please mark each of the following as they relate to you currently. 66 ⓘ

Information about your career Please answer the following questions. We...	Average	Minimum	Maximum	Count
I am currently employed or have a job offer in a field directly related to...	1.24	1.00	3.00	66

Information about your career Please answer the following questions. We...	Average	Minimum	Maximum	Count
I am currently employed or have a job offer in a field that is not related...	1.94	1.00	3.00	65
I am searching for employment in a field directly related to my degree.	2.32	1.00	3.00	65
I am searching for employment in a field not directly related to my degree.	2.23	1.00	3.00	64
I have been accepted into a graduate program to continue my education at Fi...	2.30	1.00	3.00	64
I have been accepted into a graduate or doctoral program to continue my edu...	2.16	1.00	3.00	64
I am not planning to continue my education at this time.	1.86	1.00	3.00	64
I am a member of the Armed Forces.	2.03	1.00	3.00	64

2

3

1

Changed employers twice, worked at 3 different schools.

3

2

3 times

1

4

2

0

None

0

1

1

---

3

---

3

---

1

---

2

---

2

---

2

---

3

---

3 times

---

Changed careers

---

1

---

2

---

3

---

Once

---

7

---

1

---

One promotion

---

4

---

4

---

Promoted 4x

---

1 employer, 3 promotions

---

Promoted - 1, had the same employer since I graduated. Went from data entry clerk to finance department supervisor

---

None

3

2

0

3 times

None. Stayed with same employer out of college

3

4

1 job switch, 2 promotions

1

2

two

1 internship, 3 jobs at one company (2 promotions), 1 additional job - 5 total

1

I have changed jobs 1 time, and have been promoted once

2

3

Three times

2

2

None

7

Once

2

Once

1 time changed employers. 1 promotion.

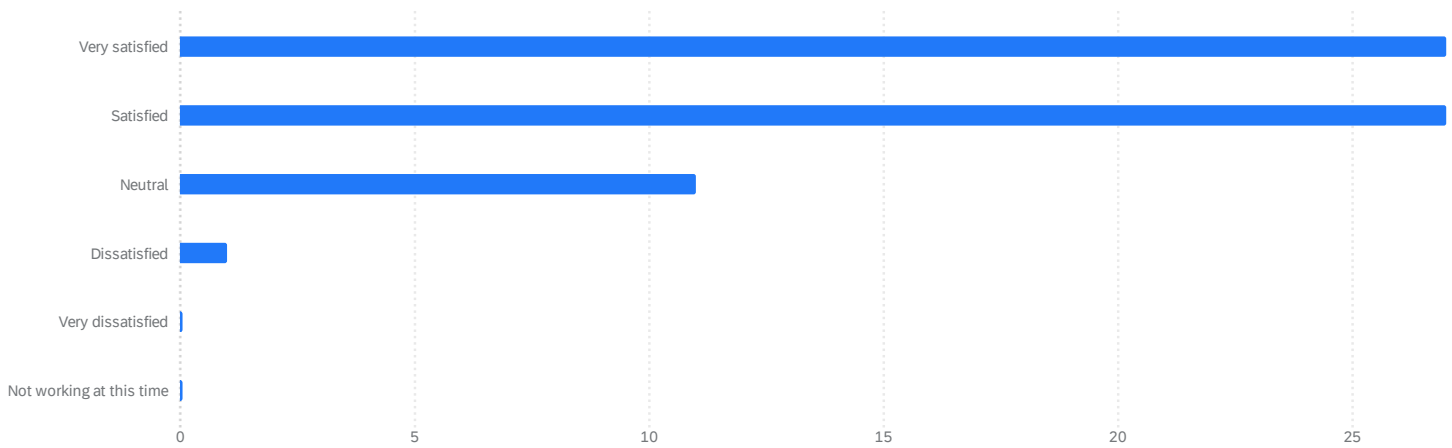
2

Promoted once and have been at the same job since leaving FSU.

3

I've been promoted 2 times, and have changes jobs 1 time.

Are you satisfied with the course of your career thus far? 66 ⓘ



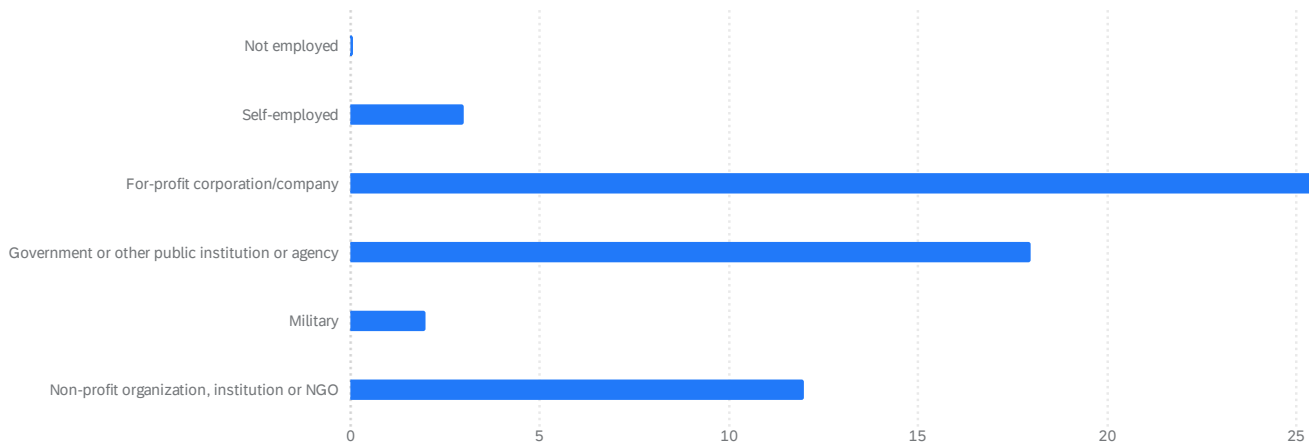
Are you satisfied with the course of your career thus far? 66 ⓘ

Q4 - Are you satisfied with the course of your career thus far?	Percentage	Count
Very satisfied	41%	27
Satisfied	41%	27
Neutral	17%	11
Dissatisfied	2%	1
Very dissatisfied	0%	0
Not working at this time	0%	0

Are you satisfied with the course of your career thus far? 66 ⓘ

Are you satisfied with the course of your career thus far?	Average	Minimum	Maximum	Count
Very satisfied	1.00	1.00	1.00	27
Satisfied	2.00	2.00	2.00	27
Neutral	3.00	3.00	3.00	11
Dissatisfied	4.00	4.00	4.00	1
Very dissatisfied	-	-	-	0
Not working at this time	-	-	-	0

5. In what sector are you employed? 64 ⓘ



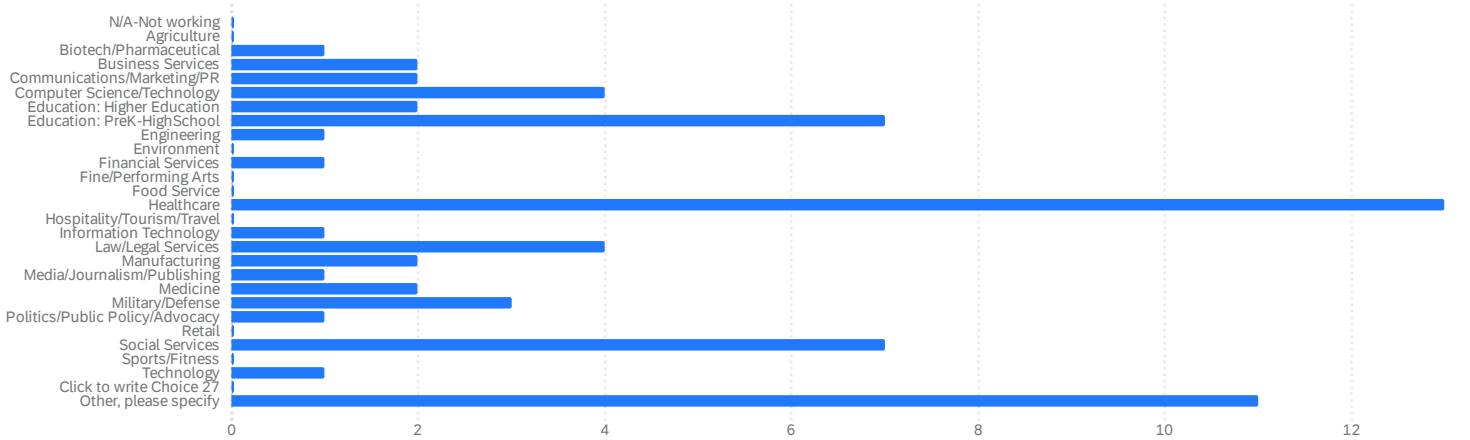
5. In what sector are you employed? 64 ⓘ

Q6 - 5. In what sector are you employed?	Percentage	Count
Not employed	0%	0
Self-employed	5%	3
For-profit corporation/company	45%	29
Government or other public institution or agency	28%	18
Military	3%	2
Non-profit organization, institution or NGO	19%	12

5. In what sector are you employed? 64 ⓘ

5. In what sector are you employed?	Average	Minimum	Maximum	Count
Not employed	-	-	-	0
Self-employed	2.00	2.00	2.00	3
For-profit corporation/company	3.00	3.00	3.00	29
Government or other public institution or agency	4.00	4.00	4.00	18
Military	5.00	5.00	5.00	2
Non-profit organization, institution or NGO	6.00	6.00	6.00	12

Please select the industry that best describes your employer 66 ⓘ



Please select the industry that best describes your employer 66 ⓘ

Q7 - Please select the industry that best describes your employer - Selected Choice	Percentage	Count
N/A-Not working	0%	0
Agriculture	0%	0
Biotech/Pharmaceutical	2%	1
Business Services	3%	2
Communications/Marketing/PR	3%	2
Computer Science/Technology	6%	4
Education: Higher Education	3%	2
Education: PreK-HighSchool	11%	7
Engineering	2%	1
Environment	0%	0

Q7 - Please select the industry that best describes your employer - Selected Choice	Percentage	Count
Financial Services	2%	1
Fine/Performing Arts	0%	0
Food Service	0%	0
Healthcare	20%	13
Hospitality/Tourism/Travel	0%	0
Information Technology	2%	1
Law/Legal Services	6%	4
Manufacturing	3%	2
Media/Journalism/Publishing	2%	1
Medicine	3%	2
Military/Defense	5%	3
Politics/Public Policy/Advocacy	2%	1
Retail	0%	0
Social Services	11%	7
Sports/Fitness	0%	0
Technology	2%	1
Click to write Choice 27	0%	0
Other, please specify	17%	11

Please select the industry that best describes your employer 66 ⓘ

Please select the industry that best describes your employer	Average	Minimum	Maximum	Count
N/A-Not working	-	-	-	0
Agriculture	-	-	-	0
Biotech/Pharmaceutical	3.00	3.00	3.00	1
Business Services	4.00	4.00	4.00	2
Communications/Marketing/PR	5.00	5.00	5.00	2
Computer Science/Technology	6.00	6.00	6.00	4
Education: Higher Education	7.00	7.00	7.00	2
Education: PreK-HighSchool	8.00	8.00	8.00	7
Engineering	9.00	9.00	9.00	1



Please select the industry that best describes your employer	Average	Minimum	Maximum	Count
Environment	-	-	-	0
Financial Services	11.00	11.00	11.00	1
Fine/Performing Arts	-	-	-	0
Food Service	-	-	-	0
Healthcare	14.00	14.00	14.00	13
Hospitality/Tourism/Travel	-	-	-	0
Information Technology	16.00	16.00	16.00	1
Law/Legal Services	17.00	17.00	17.00	4
Manufacturing	18.00	18.00	18.00	2
Media/Journalism/Publishing	19.00	19.00	19.00	1
Medicine	20.00	20.00	20.00	2
Military/Defense	21.00	21.00	21.00	3
Politics/Public Policy/Advocacy	22.00	22.00	22.00	1
Retail	-	-	-	0
Social Services	24.00	24.00	24.00	7
Sports/Fitness	-	-	-	0
Technology	26.00	26.00	26.00	1
Click to write Choice 27	-	-	-	0
Other, please specify	28.00	28.00	28.00	11

Renewable energy

State Government

State Government

Construction Management

Interpreter services

Early childhood education

HVAC

Supply Chain

---

Information and Engineering

---

Software moving to SaaS

---

Telecommunications

---

We are always interested in our Alumni's continued interest in their personal and professional development. Which, if any, professional organizations have you joined since completing your program of study? ⓘ

Master's of Social Work- Springfield College

None

SHRM

American Society of Safety Professionals

Human Reaources

SHRM

NASW, APA

n/a

None

MTA and NEA

N/A

Scrum alliance

N/A

None

N A

Vice-Chair of the Lawrence School Committee, Vice-Chair of Lawrence Democratic City Committee, Vice-President of LHS Alumni Association, Chair of the Latino Caucus of YDMA, Steering Committee Member of Lawrence Education Justice Alliance, Policy Council Member for the Massachusetts Public Health Association, Board Member of Friends of Lawrence Heritage State Park, Vice-President of the International Book Fair, Inc., Board Member of Greater Lawrence Fellowship of the Arts, Advisor Board member of Asperger Works, Inc. Member of the Anti-Racist Committee of Lawrence Public Schools

None

Massachusetts BBO

American Society of Safety Professionals; Air & Waste Management Association

N/A

N/A

NO

---

None

---

N/a

---

None

---

No I have not

---

NA

---

None

---

None

---

ANA and MTA

---

None

---

Massachusetts Teacher's Association

---

ASD focus group, ARC Certification, trainings and workshops on suicidality and prevention of suicide

---

Working towards PCCN certification

---

None

---

SHRM state and national conferences

---

Networking events, conferences, received additional certification

---

Dementia practitioner, Fellowship growth

---

CEUs

---

Too many to recall or list

---

TX

---

attend and present at SHRM conferences

---

LCSW licensure, presented at several conferences

---

obtained my PMP and in the process getting my SPHRI

---

Attended AACVPR workshops related to Motivational Interviewing and Plant-based diet for Better Outcomes in Cardiac Rehab settings, become BSL and ACLS certified through the American Heart Association

---

Lots of professional development workshops

---

attended conferences or workshops, given presentation at conferences

---

Professional Certifications and Post Graduate Degree

---

Scrum cert

---

OSHA HAZWOPER, internal company training

---

New Supervisor seminar

---

Attendee conferences

---

Selected to attend: Local Progress National Convening & NALEO Policy Institute on Education Governance: Empowering Families and Elevating Student's Outcomes Conference. Recognitions: Amplify Latinx ALX100 Honoree, Educational Award Recipient by Councilor Maria De La Cruz, Instituto Cultural De Puerto Rico, Inc., Honoree, Greater Lawrence Community Action Council, Inc., Hispanic Heritage Month Honoree, Lawrence City Council Citation for Student Special Needs Endeavors, Amplify Latinx - Amplifier Latinx Awardee, Movimiento Puertorriqueño Honoree Godfather, Cambiando El Mundo De Personas Con Discapacidades Recognition

---

Received Masters Degree in EHS Management; Associate Safety Professional certificate

---

N/A

---

N/A

---

Child Care Aware of America Symposium

---

Presented a hands on workshop for high end cinema camera with local rental house, often attend film/video workshops and conferences

---

None

---

N/a

---

conferences, worked in research for 4 years, and received an ESL teaching certification

---

Five additional graduate level courses as well as multiple one and two day development classes and activities.

---

I received two masters degrees since graduating FSU

---

NA

---

Workshops

---

CHPN certification

---

150 hours of PDP's/5 years

---

Attended professional development for phonics, writing, sign language and math implementation, worked with professors at WPI to create and implement interactive science lessons

---

Obtained social worker licensure in MA

---

I frequently attend regional PBIS conferences, and have given in-house trainings for teachers a

---

Attleboro, MA

---

Massachusetts

---

Fitchburg, MA

---

Ayer, MA

---

Norwood, MA

---

Acushnet Massachusetts

---

Cheyenne, WY

---

Brockport, NY

---

Rhode Island

---

Attleboro, MA

---

Worcester, MA

---

Hillsborough New Jersey

---

San Antonio, TX

---

Yarmouth Port MA

---

Illinois

---

cheyenne, wyoming, USA

---

Chester, NJ

---

Draper, Utah

---

Townsend, MA

---

Gardner, ma

---

Farmington, Missouri

---

Amman - Jordan

---

Winchendon, Massachusetts USA

---

San Francisco

---

Leominster, MA

---

Marlborough, MA

---

Worcester, MA USA

---

Boston, MA

---

Amesbury, MA

---

Leominster, MA

---

Leominster, Massachusetts

---

TOWNSEND, MA

---

Lawrence, MA

---

Warwick, Rhode Island

---

Boston, Ma

---

Boston, Massachusetts

---

Rochester, NY

---

Fitchburg, Mass

---

Worcester, Massachusetts

---

Boston MA

---

Boston, MA

Yellowstone National Park Wyoming

Townsend MA

New Hampshire

Worcester, MA

Pawtucket RI

Randolph, ME

Massachusetts but working remote hybrid

Blackstone, MA

Uxbridge MA

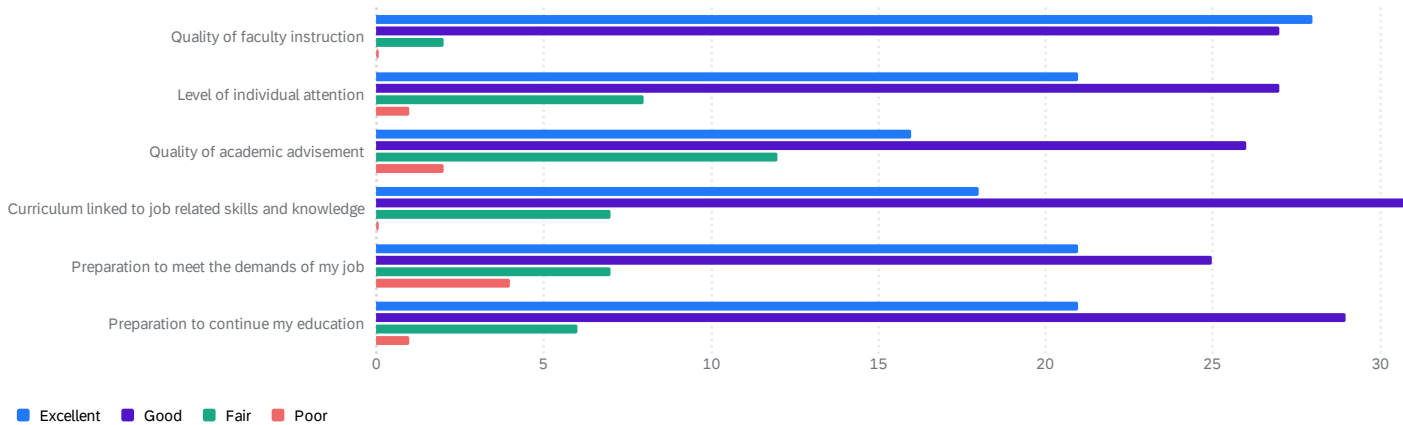
Conway, SC

Winchendon, MA

Dracut, MA

Greenfield, MA

Reflection on your degree and your time at Fitchburg State University. These questions relate to your perception of the skills you received by earning your degree at Fitchburg State. Rate the quality of the following with respect to the degree you received five years ago: 57 ⓘ





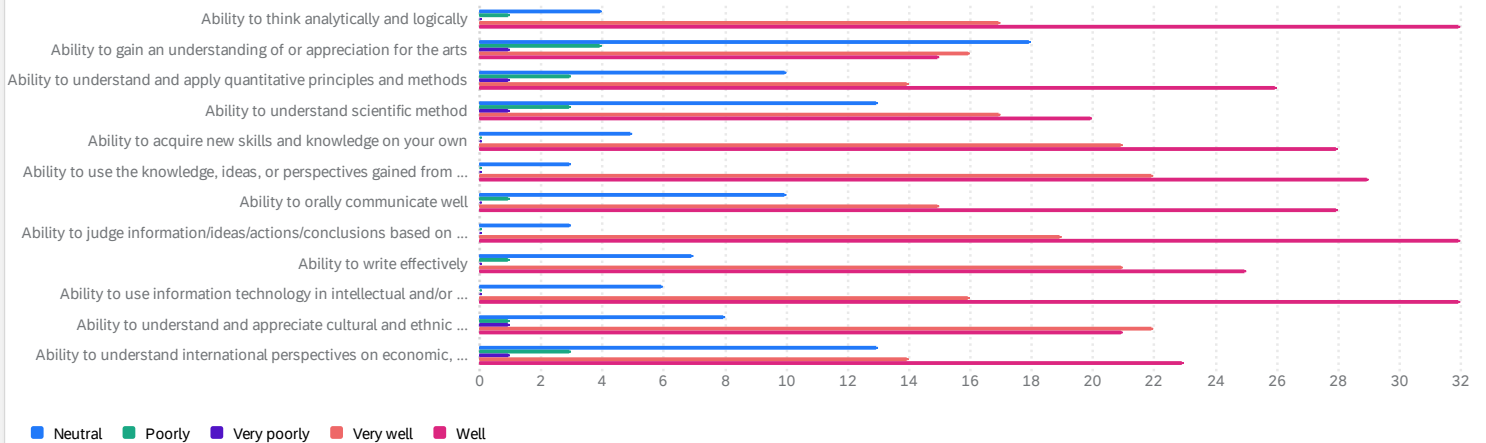
Reflection on your degree and your time at Fitchburg State University. These questions relate to your perception of the skills you received by earning your degree at Fitchburg State. Rate the quality of the following with respect to the degree you received five years ago: 57 ⓘ

Reflection on your degree and your time at Fitchburg State University. T...	Excellent	Good	Fair	Poor
Quality of faculty instruction	28	27	2	0
Level of individual attention	21	27	8	1
Quality of academic advisement	16	26	12	2
Curriculum linked to job related skills and knowledge	18	32	7	0
Preparation to meet the demands of my job	21	25	7	4
Preparation to continue my education	21	29	6	1

Reflection on your degree and your time at Fitchburg State University. These questions relate to your perception of the skills you received by earning your degree at Fitchburg State. Rate the quality of the following with respect to the degree you received five years ago: 57 ⓘ

Reflection on your degree and your time at Fitchburg State University. T...	Average	Minimum	Maximum	Count
Quality of faculty instruction	1.54	1.00	3.00	57
Level of individual attention	1.81	1.00	4.00	57
Quality of academic advisement	2.00	1.00	4.00	56
Curriculum linked to job related skills and knowledge	1.81	1.00	3.00	57
Preparation to meet the demands of my job	1.89	1.00	4.00	57
Preparation to continue my education	1.77	1.00	4.00	57

Please select your level of agreement with the following statement: 54 ⓘ



Please select your level of agreement with the following statement: 54 ⓘ

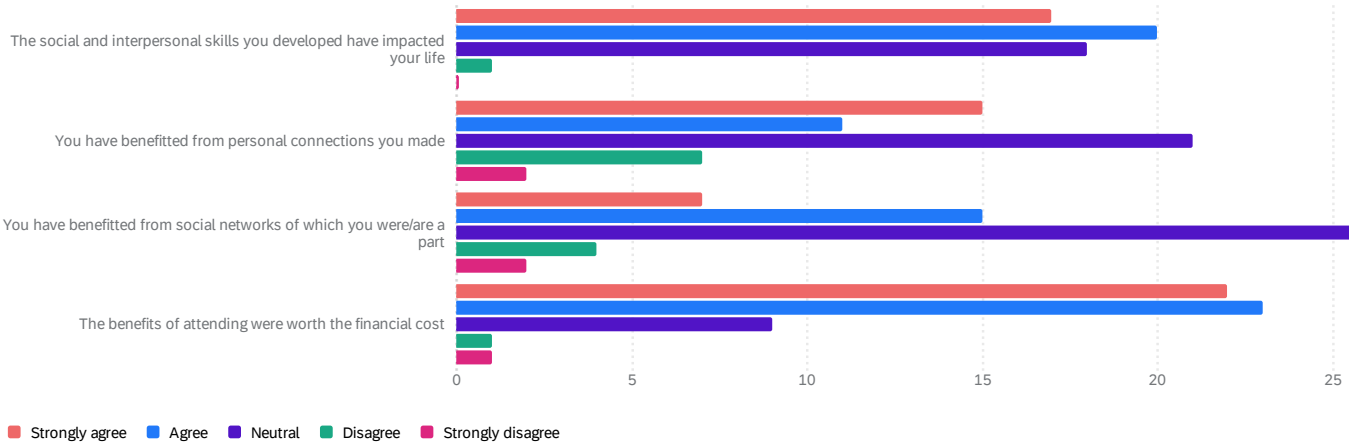
Please select your level of agreement with the following statement:	Neutral	Poorly	Very poorly	Very well	Well
Ability to think analytically and logically	4	1	0	17	32
Ability to gain an understanding of or appreciation for the arts	18	4	1	16	15
Ability to understand and apply quantitative principles and methods	10	3	1	14	26
Ability to understand scientific method	13	3	1	17	20
Ability to acquire new skills and knowledge on your own	5	0	0	21	28
Ability to use the knowledge, ideas, or perspectives gained from your major field	3	0	0	22	29
Ability to orally communicate well	10	1	0	15	28
Ability to judge information/ideas/actions/conclusions based on sources/methods/reasoning	3	0	0	19	32
Ability to write effectively	7	1	0	21	25
Ability to use information technology in intellectual and/or professional pursuits	6	0	0	16	32
Ability to understand and appreciate cultural and ethnic differences between people	8	1	1	22	21
Ability to understand international perspectives on economic, political, social, and cultural issues	13	3	1	14	23

Please select your level of agreement with the following statement: 54 ⓘ

Please select your level of agreement with the following statement:	Average	Minimum	Maximum	Count
Ability to think analytically and logically	1.80	1.00	4.00	54
Ability to gain an understanding of or appreciation for the arts	2.24	1.00	5.00	54
Ability to understand and apply quantitative principles and methods	2.09	1.00	5.00	54
Ability to understand scientific method	2.09	1.00	5.00	54
Ability to acquire new skills and knowledge on your own	1.70	1.00	3.00	54
Ability to use the knowledge, ideas, or perspectives gained from your major field	1.65	1.00	3.00	54
Ability to orally communicate well	1.94	1.00	4.00	54
Ability to judge information/ideas/actions/conclusions based on sources/methods/reasoning	1.70	1.00	3.00	54
Ability to write effectively	1.78	1.00	4.00	54
Ability to use information technology in intellectual and/or professional pursuits	1.81	1.00	3.00	54
Ability to understand and appreciate cultural and ethnic differences between people	1.83	1.00	5.00	53

Please select your level of agreement with the following statement:	Average	Minimum	Maximum	Count
Ability to understand international perspectives on economic, political, social, and cultural issues	2.15	1.00	5.00	54

Looking back at your academic career at Fitchburg State University, please select your level of agreement with the following: 56 ⓘ



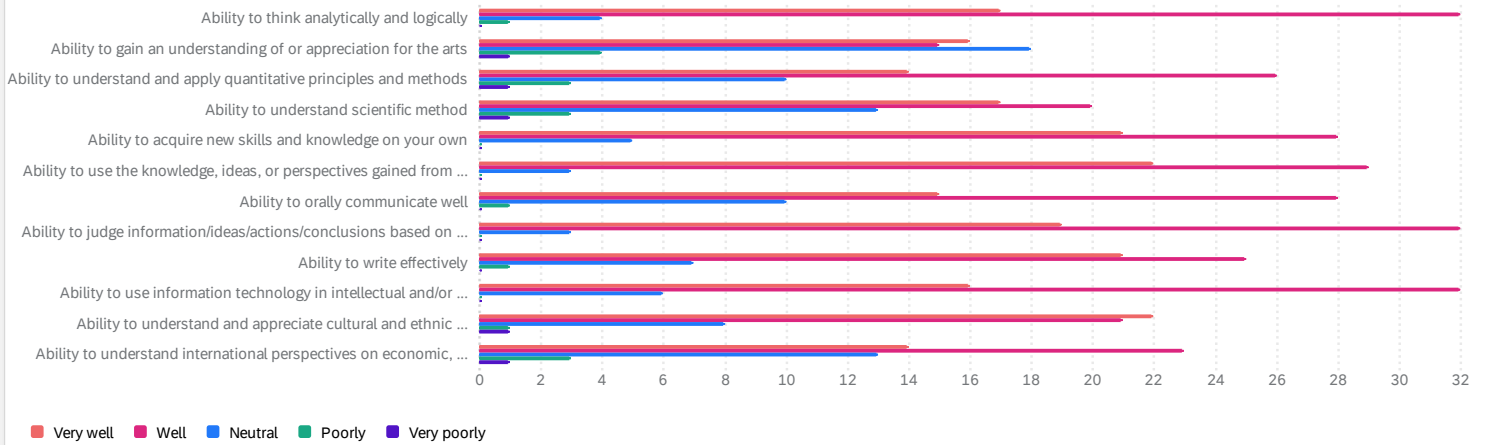
Looking back at your academic career at Fitchburg State University, please select your level of agreement with the following: 56 ⓘ

Looking back at your academic career at Fitchburg State University, please...	Strongly agree	Agree	Neutral	Disagree	Strongly disagree
The social and interpersonal skills you developed have impacted your life	17	20	18	1	0
You have benefitted from personal connections you made	15	11	21	7	2
You have benefitted from social networks of which you were/are a part	7	15	28	4	2
The benefits of attending were worth the financial cost	22	23	9	1	1

Looking back at your academic career at Fitchburg State University, please select your level of agreement with the following: 56 ⓘ

Looking back at your academic career at Fitchburg State University, please...	Average	Minimum	Maximum	Count
The social and interpersonal skills you developed have impacted your life	2.05	1.00	4.00	56
You have benefitted from personal connections you made	2.46	1.00	5.00	56
You have benefitted from social networks of which you were/are a part	2.63	1.00	5.00	56
The benefits of attending were worth the financial cost	1.86	1.00	5.00	56

How well did Fitchburg State University prepare you in terms of the following skill sets: 54 ⓘ



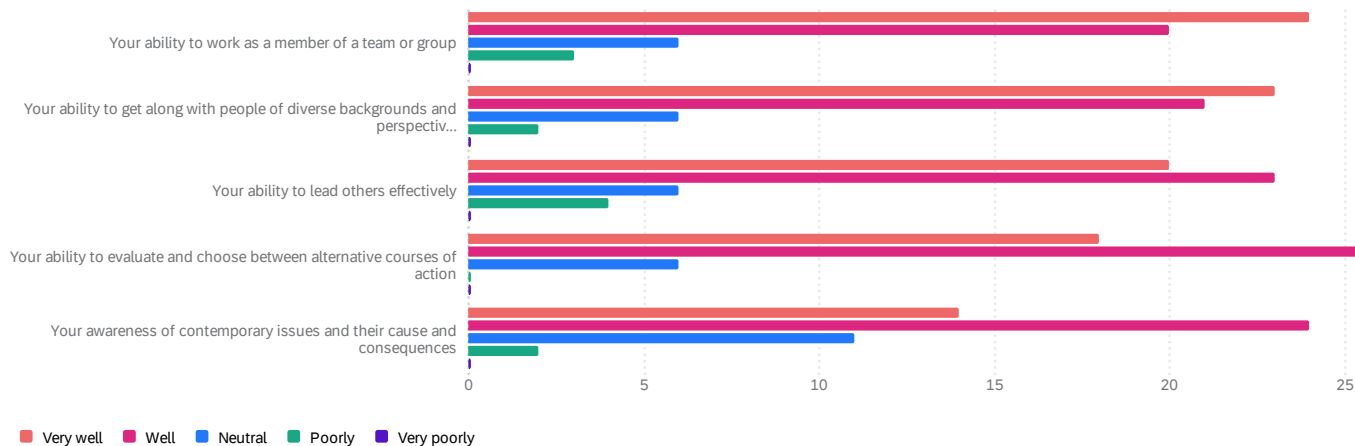
How well did Fitchburg State University prepare you in terms of the following skill sets: 54 ⓘ

How well did Fitchburg State University prepare you in terms of the followi...	Very well	Well	Neutral	Poorly	Very poorly
Ability to think analytically and logically	17	32	4	1	0
Ability to gain an understanding of or appreciation for the arts	16	15	18	4	1
Ability to understand and apply quantitative principles and methods	14	26	10	3	1
Ability to understand scientific method	17	20	13	3	1
Ability to acquire new skills and knowledge on your own	21	28	5	0	0
Ability to use the knowledge, ideas, or perspectives gained from your major...	22	29	3	0	0
Ability to orally communicate well	15	28	10	1	0
Ability to judge information/ideas/actions/conclusions based on sources/met...	19	32	3	0	0
Ability to write effectively	21	25	7	1	0
Ability to use information technology in intellectual and/or professional p...	16	32	6	0	0
Ability to understand and appreciate cultural and ethnic differences between...	22	21	8	1	1
Ability to understand international perspectives on economic, political, so...	14	23	13	3	1

How well did Fitchburg State University prepare you in terms of the following skill sets: 54 ⓘ

How well did Fitchburg State University prepare you in terms of the followi...	Average	Minimum	Maximum	Count
Ability to think analytically and logically	1.80	1.00	4.00	54
Ability to gain an understanding of or appreciation for the arts	2.24	1.00	5.00	54
Ability to understand and apply quantitative principles and methods	2.09	1.00	5.00	54
Ability to understand scientific method	2.09	1.00	5.00	54
Ability to acquire new skills and knowledge on your own	1.70	1.00	3.00	54
Ability to use the knowledge, ideas, or perspectives gained from your major...	1.65	1.00	3.00	54
Ability to orally communicate well	1.94	1.00	4.00	54
Ability to judge information/ideas/actions/conclusions based on sources/met...	1.70	1.00	3.00	54
Ability to write effectively	1.78	1.00	4.00	54
Ability to use information technology in intellectual and/or professional p...	1.81	1.00	3.00	54
Ability to understand and appreciate cultural and ethnic differences betwee...	1.83	1.00	5.00	53
Ability to understand international perspectives on economic, political, so...	2.15	1.00	5.00	54

How well did Fitchburg State University prepare you for the following personal and professional situational skill sets: 53 ⓘ



How well did Fitchburg State University prepare you for the following personal and professional situational skill sets: 53 ⓘ

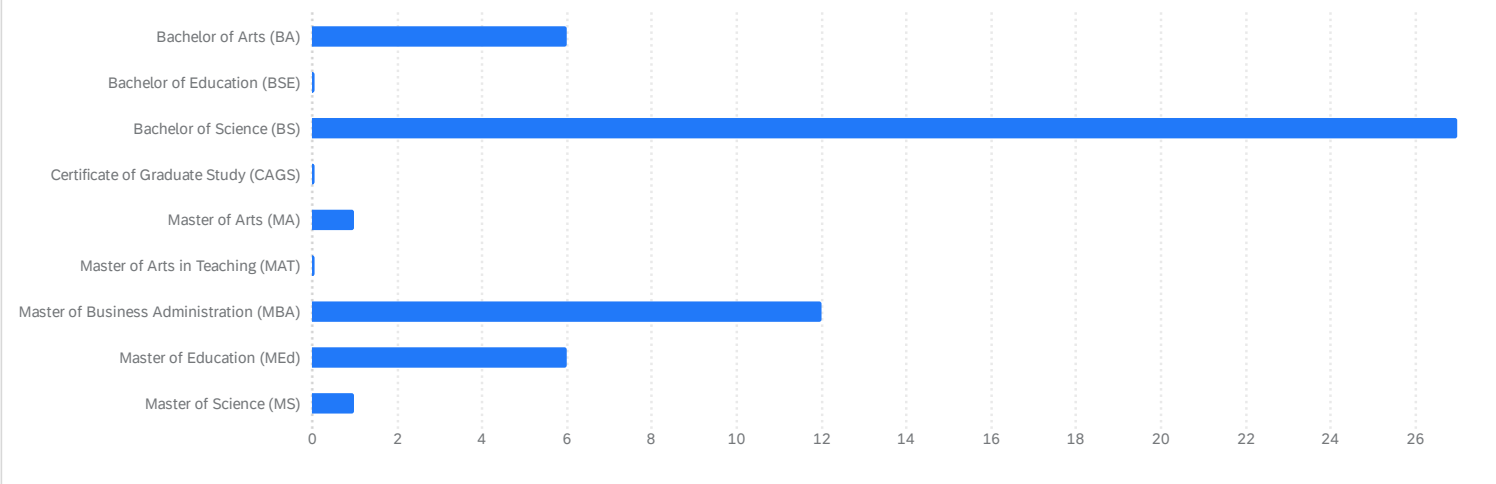
How well did Fitchburg State University prepare you for the following perso...	Very well	Well	Neutral	Poorly	Very poorly
Your ability to work as a member of a team or group	24	20	6	3	0
Your ability to get along with people of diverse backgrounds and perspectiv...	23	21	6	2	0
Your ability to lead others effectively	20	23	6	4	0

How well did Fitchburg State University prepare you for the following perso...	Very well	Well	Neutral	Poorly	Very poorly
Your ability to evaluate and choose between alternative courses of action	18	28	6	0	0
Your awareness of contemporary issues and their cause and consequences	14	24	11	2	0

How well did Fitchburg State University prepare you for the following personal and professional situational skill sets: 53 ⓘ

How well did Fitchburg State University prepare you for the following perso...	Average	Minimum	Maximum	Count
Your ability to work as a member of a team or group	1.77	1.00	4.00	53
Your ability to get along with people of diverse backgrounds and perspectiv...	1.75	1.00	4.00	52
Your ability to lead others effectively	1.89	1.00	4.00	53
Your ability to evaluate and choose between alternative courses of action	1.77	1.00	3.00	52
Your awareness of contemporary issues and their cause and consequences	2.02	1.00	4.00	51

Please select the Degree you completed at Fitchburg State University from the list below. 53 ⓘ



Please select the Degree you completed at Fitchburg State University from the list below. 53 ⓘ

Q17 - Please select the Degree you completed at Fitchburg State University from the list below.	Percentage	Count
Bachelor of Arts (BA)	11%	6
Bachelor of Education (BSE)	0%	0
Bachelor of Science (BS)	51%	27
Certificate of Graduate Study (CAGS)	0%	0

Q17 - Please select the Degree you completed at Fitchburg State University from the list below.

Percentage

Count

Degree	Percentage	Count
Master of Arts (MA)	2%	1
Master of Arts in Teaching (MAT)	0%	0
Master of Business Administration (MBA)	23%	12
Master of Education (MEd)	11%	6
Master of Science (MS)	2%	1

Please select the Degree you completed at Fitchburg State University from the list below. 53 ⓘ

Please select the Degree you completed at Fitchburg State University from t...

Average

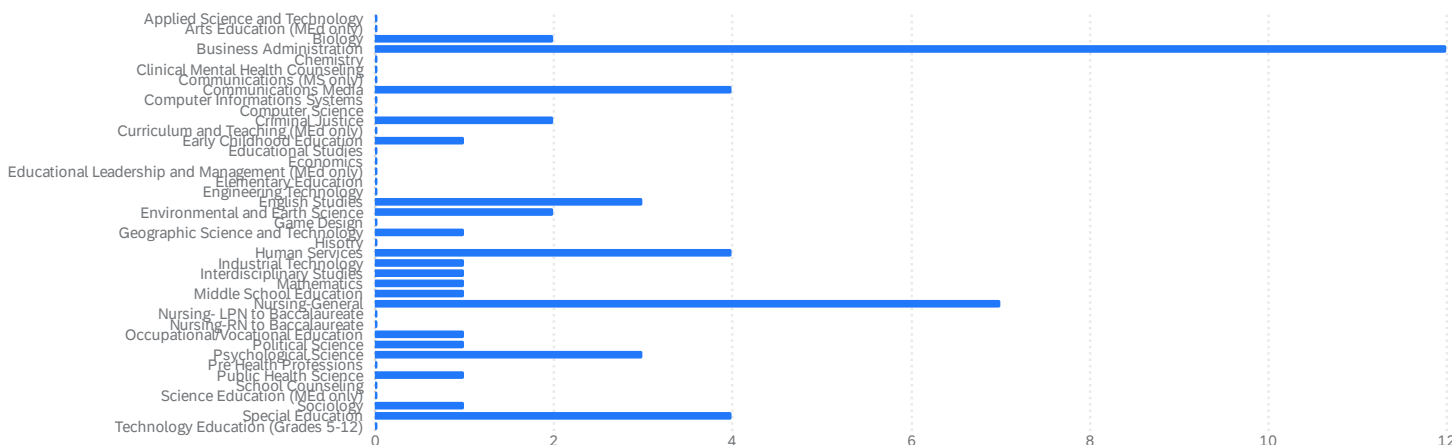
Minimum

Maximum

Count

Degree	Average	Minimum	Maximum	Count
Bachelor of Arts (BA)	1.00	1.00	1.00	6
Bachelor of Education (BSE)	-	-	-	0
Bachelor of Science (BS)	3.00	3.00	3.00	27
Certificate of Graduate Study (CAGS)	-	-	-	0
Master of Arts (MA)	5.00	5.00	5.00	1
Master of Arts in Teaching (MAT)	-	-	-	0
Master of Business Administration (MBA)	7.00	7.00	7.00	12
Master of Education (MEd)	8.00	8.00	8.00	6
Master of Science (MS)	9.00	9.00	9.00	1

Please select the major field studied for your degree: 53 ⓘ



Please select the major field studied for your degree: 53 ⓘ

Q18 - Please select the major field studied for your degree:	Percentage	Count
Applied Science and Technology	0%	0
Arts Education (MEd only)	0%	0
Biology	4%	2
Business Administration	23%	12
Chemistry	0%	0
Clinical Mental Health Counseling	0%	0
Communications (MS only)	0%	0
Communications Media	8%	4
Computer Informations Systems	0%	0
Computer Science	0%	0
Criminal Justice	4%	2
Curriculum and Teaching (MEd only)	0%	0
Early Childhood Education	2%	1
Educational Studies	0%	0
Economics	0%	0
Educational Leadership and Management (MEd only)	0%	0
Elementary Education	0%	0
Engineering Technology	0%	0
English Studies	6%	3
Environmental and Earth Science	4%	2
Game Design	0%	0
Geographic Science and Technology	2%	1
Hisotry	0%	0
Human Services	8%	4
Industrial Technology	2%	1
Interdisciplinary Studies	2%	1
Mathematics	2%	1
Middle School Education	2%	1
Nursing-General	13%	7
Nursing- LPN to Baccalaureate	0%	0



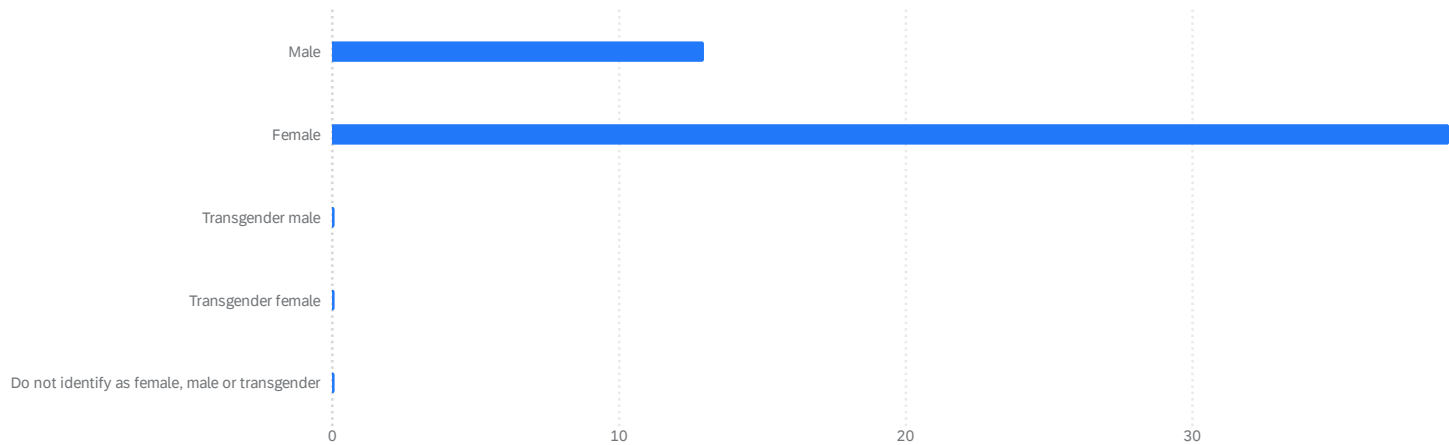
Q18 - Please select the major field studied for your degree:	Percentage	Count
Nursing-RN to Baccalaureate	0%	0
Occupational/Vocational Education	2%	1
Political Science	2%	1
Psychological Science	6%	3
Pre Health Professions	0%	0
Public Health Science	2%	1
School Counseling	0%	0
Science Education (MEd only)	0%	0
Sociology	2%	1
Special Education	8%	4
Technology Education (Grades 5-12)	0%	0

Please select the major field studied for your degree: 53 ⓘ

Please select the major field studied for your degree:	Average	Minimum	Maximum	Count
Applied Science and Technology	-	-	-	0
Arts Education (MEd only)	-	-	-	0
Biology	3.00	3.00	3.00	2
Business Administration	4.00	4.00	4.00	12
Chemistry	-	-	-	0
Clinical Mental Health Counseling	-	-	-	0
Communications (MS only)	-	-	-	0
Communications Media	8.00	8.00	8.00	4
Computer Informations Systems	-	-	-	0
Computer Science	-	-	-	0
Criminal Justice	11.00	11.00	11.00	2
Curriculum and Teaching (MEd only)	-	-	-	0
Early Childhood Education	13.00	13.00	13.00	1
Educational Studies	-	-	-	0
Economics	-	-	-	0
Educational Leadership and Management (MEd only)	-	-	-	0

Please select the major field studied for your degree:	Average	Minimum	Maximum	Count
Elementary Education	-	-	-	0
Engineering Technology	-	-	-	0
English Studies	19.00	19.00	19.00	3
Environmental and Earth Science	20.00	20.00	20.00	2
Game Design	-	-	-	0
Geographic Science and Technology	22.00	22.00	22.00	1
Hisotry	-	-	-	0
Human Services	24.00	24.00	24.00	4
Industrial Technology	25.00	25.00	25.00	1
Interdisciplinary Studies	26.00	26.00	26.00	1
Mathematics	27.00	27.00	27.00	1
Middle School Education	28.00	28.00	28.00	1
Nursing-General	29.00	29.00	29.00	7
Nursing- LPN to Baccalaureate	-	-	-	0
Nursing-RN to Baccalaureate	-	-	-	0
Occupational/Vocational Education	32.00	32.00	32.00	1
Political Science	33.00	33.00	33.00	1
Psychological Science	34.00	34.00	34.00	3
Pre Health Professions	-	-	-	0
Public Health Science	36.00	36.00	36.00	1
School Counseling	-	-	-	0
Science Education (MEd only)	-	-	-	0
Sociology	39.00	39.00	39.00	1
Special Education	40.00	40.00	40.00	4
Technology Education (Grades 5-12)	-	-	-	0

To which gender identity do you most identify? 52 ⓘ



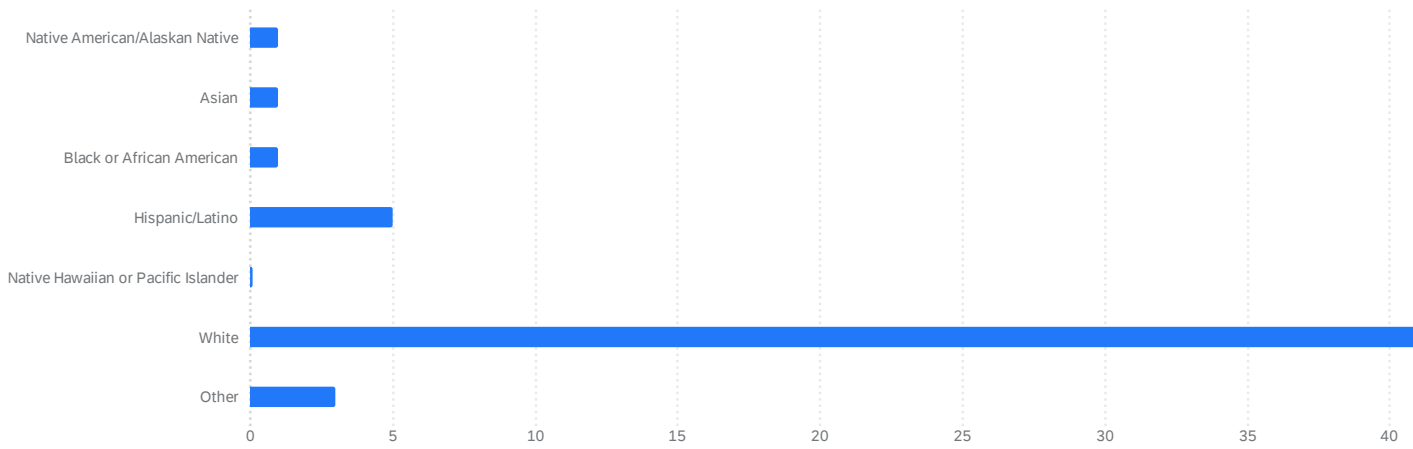
To which gender identity do you most identify? 52 ⓘ

Q19 - To which gender identity do you most identify?	Percentage	Count
Male	25%	13
Female	75%	39
Transgender male	0%	0
Transgender female	0%	0
Do not identify as female, male or transgender	0%	0

To which gender identity do you most identify? 52 ⓘ

To which gender identity do you most identify?	Average	Minimum	Maximum	Count
Male	1.00	1.00	1.00	13
Female	2.00	2.00	2.00	39
Transgender male	-	-	-	0
Transgender female	-	-	-	0
Do not identify as female, male or transgender	-	-	-	0

To which racial/ethnic group do you predominantly identify? 53 ⓘ



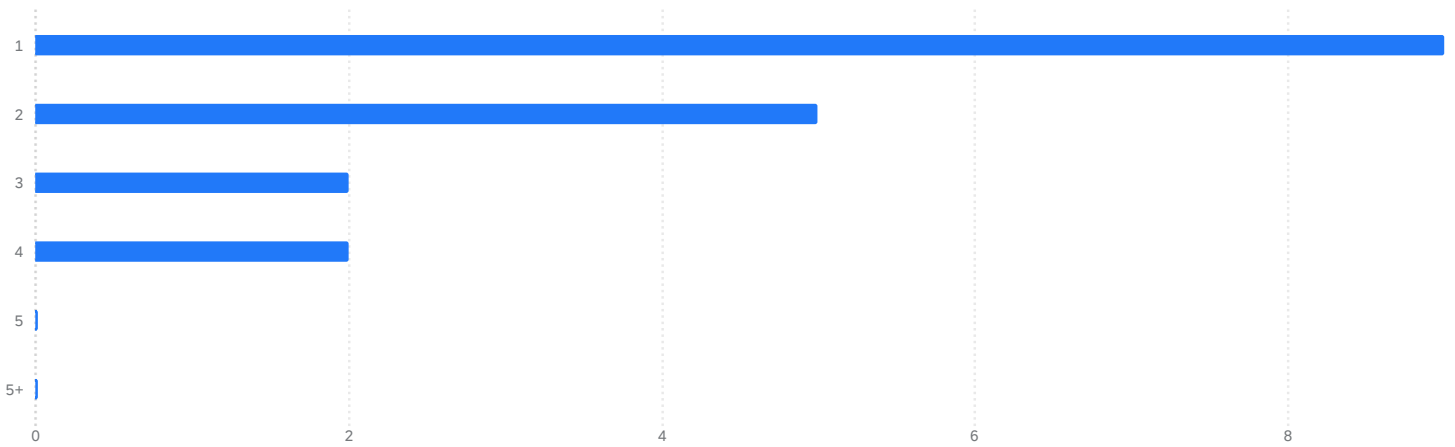
To which racial/ethnic group do you predominantly identify? 53 ⓘ

Q20 - To which racial/ethnic group do you predominantly identify?	Percentage	Count
Native American/Alaskan Native	2%	1
Asian	2%	1
Black or African American	2%	1
Hispanic/Latino	9%	5
Native Hawaiian or Pacific Islander	0%	0
White	79%	42
Other	6%	3

To which racial/ethnic group do you predominantly identify? 53 ⓘ

To which racial/ethnic group do you predominantly identify?	Average	Minimum	Maximum	Count
Native American/Alaskan Native	1.00	1.00	1.00	1
Asian	2.00	2.00	2.00	1
Black or African American	3.00	3.00	3.00	1
Hispanic/Latino	4.00	4.00	4.00	5
Native Hawaiian or Pacific Islander	-	-	-	0
White	6.00	6.00	6.00	42
Other	7.00	7.00	7.00	3

How many dependents do you have (not including yourself)? 18 ⓘ



How many dependents do you have (not including yourself)? 18 ⓘ

Q21 - How many dependents do you have (not including yourself)?	Percentage	Count
1	50%	9
2	28%	5
3	11%	2
4	11%	2
5	0%	0
5+	0%	0

How many dependents do you have (not including yourself)? 18 ⓘ

How many dependents do you have (not including yourself)?	Average	Minimum	Maximum	Count
1	1.00	1.00	1.00	9
2	2.00	2.00	2.00	5
3	3.00	3.00	3.00	2
4	4.00	4.00	4.00	2
5	-	-	-	0
5+	-	-	-	0