

Third Year Alumni Feedback 19'

Respondents: 152 displayed, 152 total

Status: Closed

Launched Date: 02/17/2023

Closed Date: 02/17/2023

1. We would like to know about your short-term plans. Please mark each of the following as they relate to you currently:

	Yes	No	Not Applicable	Response Total	Points	Avg
I am currently employed or have a job offer in a field closely related to my degree	81.25% (65)	17.5% (14)	1.25% (1)	80	n/a	n/a
I am currently employed or have a job offer in a field that is not related to my degree	21.25% (17)	66.25% (53)	12.5% (10)	80	n/a	n/a
I am searching for employment in a field closely related to my degree	16.46% (13)	56.96% (45)	26.58% (21)	79	n/a	n/a
I am searching for employment in a field not closely related to my degree	7.59% (6)	67.09% (53)	25.32% (20)	79	n/a	n/a
I have been accepted into a graduate program to continue my education at Fitchburg State University	8.75% (7)	56.25% (45)	35% (28)	80	n/a	n/a
I have been accepted into a graduate or doctoral program to continue my education at another institution	22.5% (18)	41.25% (33)	36.25% (29)	80	n/a	n/a
I am not planning to continue my education at this time	38.16% (29)	32.89% (25)	28.95% (22)	76	n/a	n/a
I am a member of the Armed Forces	2.5% (2)	80% (64)	17.5% (14)	80	n/a	n/a
Total Respondents				80		
(skipped this question)				72		

2. How long did it take you to find your first position after graduating?

	Response Total	Response Percent	Points	Avg
Have not found a position yet	3	4%	n/a	n/a
Held the position while I completed my degree	32	41%	n/a	n/a
Secured my position prior to graduation	15	19%	n/a	n/a
Less than 30 days after graduation	7	9%	n/a	n/a
1 - 3 months after graduation	9	11%	n/a	n/a
4-6 months after graduation	6	8%	n/a	n/a
7 or more months after graduation	7	9%	n/a	n/a
Did not pursue employment	0	0%	n/a	n/a

Total Respondents 79 100%

(skipped this question) 73

3. How many times have you changed employers or been promoted since graduation three years ago?

Total Respondents 79

(skipped this question) 73

4. Are you satisfied with the course of your career thus far?

	Response Total	Response Percent	Points	Avg
Very Satisfied	35	44%	n/a	n/a
Satisfied	23	29%	n/a	n/a
Neutral	18	22%	n/a	n/a
Dissatisfied	3	4%	n/a	n/a
Very Dissatisfied	0	0%	n/a	n/a
Not Working at This Time	1	1%	n/a	n/a

Total Respondents 80 100%

(skipped this question) 72

5. Where are you currently employed and what is your job title?

Total Respondents 78

(skipped this question) 74

6. In what sector are you employed?








	Response Total	Response Percent	Points	Avg
Not employed	2	3%	n/a	n/a
Self-employed	5	6%	n/a	n/a
For-profit corporation/company	32	41%	n/a	n/a
Government or other public institution or agency	23	29%	n/a	n/a
Military	0	0%	n/a	n/a
Non-profit organization, institution or NGO	16	21%	n/a	n/a

Total Respondents 78 100%

(skipped this question) 74

7. Please select the industry that best describes your employer.

	Response Total	Response Percent	Points	Avg
N/A - Not working	8	10%	n/a	n/a
Agriculture	0	0%	n/a	n/a
Biotech/Pharmaceutical	4	5%	n/a	n/a
Business Services	0	0%	n/a	n/a
Communications/Marketing/PR	3	4%	n/a	n/a
Computer Science/Technology	1	1%	n/a	n/a
Education: Higher Education	11	13%	n/a	n/a
Education: PreK - High School	11	13%	n/a	n/a
Engineering	1	1%	n/a	n/a
Environment	0	0%	n/a	n/a
Financial Services	3	4%	n/a	n/a
Fine/Performing Arts	2	2%	n/a	n/a
Food Service	0	0%	n/a	n/a
Healthcare	17	20%	n/a	n/a
Hospitality/Tourism/Travel	0	0%	n/a	n/a
Information Technology	0	0%	n/a	n/a
Law/Legal Services	0	0%	n/a	n/a
Manufacturing	1	1%	n/a	n/a

Media/Journalism/Publishing		4	5%	n/a	n/a
Medicine		1	1%	n/a	n/a
Military/Defense		1	1%	n/a	n/a
Politics/Public Policy/Advocacy		1	1%	n/a	n/a
Retail		0	0%	n/a	n/a
Social Services		3	4%	n/a	n/a
Sports/Fitness		2	2%	n/a	n/a
Technology		2	2%	n/a	n/a
Other, please specify <input type="button" value="view"/>		8	10%	n/a	n/a

Total Respondents 84 100%

(skipped this question) 68

8. We are always interested in our Alumni's continued interest in their personal and professional development. Which, if any, professional organizations have you joined since completing your program of study?

Total Respondents 59

(skipped this question) 93

9. We believe that Fitchburg State Alumni are always expanding their body of knowledge and would like to know what types of professional development activities you have engaged in since completion of your program of study? (i.e. attended conferences or workshops, given presentation at conference or workshops, conducting scholarly research, licensures or certifications completed, etc.)

Total Respondents 63

(skipped this question) 89

10. We like to know where our graduates are in the world. Please provide us with the city and state or country in which you currently reside.

Total Respondents 77

(skipped this question) 75

11. Rate the quality of the following with respect to the degree you received three years ago:

	Excellent	Good	Fair	Poor	Response Total	Points	Avg
Quality of faculty instruction	54.05% (40)	41.89% (31)	4.05% (3)	0% (0)	74	n/a	n/a
Level of individual attention	45.33% (34)	38.67% (29)	14.67% (11)	1.33% (1)	75	n/a	n/a
Quality of academic advisement	39.44% (28)	35.21% (25)	22.54% (16)	2.82% (2)	71	n/a	n/a
Curriculum linked to job related skills and knowledge	47.3% (35)	39.19% (29)	13.51% (10)	0% (0)	74	n/a	n/a
Preparation to meet the demands of my job	40.54% (30)	43.24% (32)	14.86% (11)	1.35% (1)	74	n/a	n/a
Preparation to continue my education	46.58% (34)	42.47% (31)	9.59% (7)	1.37% (1)	73	n/a	n/a

Total Respondents 74

(skipped this question) 78

12. Please select your level of agreement with the following statements:

	Very High	High	Average	Low	Very Low	Response Total	Points	Avg
Overall satisfaction with my experience with Fitchburg State University	37.84% (28)	45.95% (34)	14.86% (11)	1.35% (1)	0% (0)	74	n/a	n/a

Total Respondents 74

(skipped this question) 78

13. Looking back at your academic career at Fitchburg State University, please select your level of agreement with the following:

	Strongly Agree	Agree	Neutral	Disagree	Strongly Disagree	Response Total	Points	Avg
The social and interpersonal skills you developed have impacted your life	29.73% (22)	35.14% (26)	27.03% (20)	6.76% (5)	1.35% (1)	74	n/a	n/a

You have benefitted from the personal connections you made	28% (21)	30.67% (23)	25.33% (19)	13.33% (10)	2.67% (2)	75	n/a	n/a
You have benefitted from the social networks of which you were/are a part	20.55% (15)	32.88% (24)	28.77% (21)	15.07% (11)	2.74% (2)	73	n/a	n/a
The benefits of attending were worth the financial cost	42.86% (33)	37.66% (29)	12.99% (10)	3.9% (3)	2.6% (2)	77	n/a	n/a

Total Respondents 74

(skipped this question) 78

14. How well did Fitchburg State University prepare you in terms of the following skill sets:

	Very Well	Well	Neutral	Poorly	Very Poorly	Response Total	Points	Avg
Ability to think analytically and logically	40.54% (30)	47.3% (35)	12.16% (9)	0% (0)	0% (0)	74	n/a	n/a
Ability to acquire new skills and knowledge on your own	47.3% (35)	41.89% (31)	10.81% (8)	0% (0)	0% (0)	74	n/a	n/a
Ability to use the knowledge, ideas, or perspectives gained from your major field	41.89% (31)	45.95% (34)	12.16% (9)	0% (0)	0% (0)	74	n/a	n/a
Ability to orally communicate well	31.08% (23)	44.59% (33)	22.97% (17)	1.35% (1)	0% (0)	74	n/a	n/a
Ability to judge information/ideas/actions/conclusions based on sources/methods/reasoning	45.95% (34)	43.24% (32)	10.81% (8)	0% (0)	0% (0)	74	n/a	n/a
Ability to write effectively	43.24% (32)	41.89% (31)	13.51% (10)	1.35% (1)	0% (0)	74	n/a	n/a
Ability to use information technology in intellectual and/or professional pursuits	35.14% (26)	47.3% (35)	14.86% (11)	1.35% (1)	1.35% (1)	74	n/a	n/a
Ability to understand and appreciate cultural and ethnic differences between people	36.11% (26)	37.5% (27)	20.83% (15)	5.56% (4)	0% (0)	72	n/a	n/a
Ability to understand international perspectives on economic, political, social, and cultural issues	32.43% (24)	41.89% (31)	20.27% (15)	5.41% (4)	0% (0)	74	n/a	n/a
Ability to gain an understanding of or appreciation for the arts	28.38% (21)	41.89% (31)	20.27% (15)	5.41% (4)	4.05% (3)	74	n/a	n/a
Ability to understand and apply quantitative principles and methods	33.78% (25)	48.65% (36)	14.86% (11)	1.35% (1)	1.35% (1)	74	n/a	n/a
Ability to understand scientific method	28.99% (20)	46.38% (32)	20.29% (14)	2.9% (2)	1.45% (1)	69	n/a	n/a

Total Respondents 74

(skipped this question) 78

15. How well did Fitchburg State University prepare you for the following personal and professional situational skill sets:

	Very Well	Well	Neutral	Poorly	Very Poorly	Response Total	Points	Avg
Your ability to work as a member of a team or group	44.59% (33)	36.49% (27)	17.57% (13)	1.35% (1)	0% (0)	74	n/a	n/a
Your ability to get along with people of diverse backgrounds and perspectives	46.58% (34)	34.25% (25)	19.18% (14)	0% (0)	0% (0)	73	n/a	n/a
Your ability to lead others effectively	40% (30)	42.67% (32)	16% (12)	0% (0)	1.33% (1)	75	n/a	n/a
Your ability to evaluate and choose between alternative courses of action	41.89% (31)	41.89% (31)	14.86% (11)	0% (0)	1.35% (1)	74	n/a	n/a
Your awareness of contemporary issues and their cause and consequences	41.89% (31)	33.78% (25)	21.62% (16)	2.7% (2)	0% (0)	74	n/a	n/a

Total Respondents 74

(skipped this question) 78

16. What did we not ask you about but you feel we should know?

Total Respondents 27

(skipped this question) 125

17. Please select the Degree you completed at Fitchburg State University from the list below.

	Response Total	Response Percent	Points	Avg
Bachelor of Arts (BA)	4	6%	n/a	n/a
Bachelor of Education (BSE)	3	4%	n/a	n/a
Bachelor of Science (BS)	36	50%	n/a	n/a
Certificate of Graduate Study (CAGS)	0	0%	n/a	n/a
Master of Arts (MA)	0	0%	n/a	n/a
Master of Arts in Teaching (MAT)	0	0%	n/a	n/a
Master of Business Administration (MBA)	24	33%	n/a	n/a
Master of Education (MEd)	4	6%	n/a	n/a
Master of Science (MS)	1	1%	n/a	n/a
Total Respondents	72	100%		
	(skipped this question)	80		

18. Please select the major field studied for your degree:

	Response Total	Response Percent	Points	Avg
Arts Education (MEd only)	0	0%	n/a	n/a
Biology	3	4%	n/a	n/a
Business Administration	28	40%	n/a	n/a
Chemistry	0	0%	n/a	n/a
Clinical Mental Health Counseling	0	0%	n/a	n/a
Communication (MS only)	0	0%	n/a	n/a
Communications Media	5	7%	n/a	n/a
Computer Information Systems	0	0%	n/a	n/a
Computer Science	0	0%	n/a	n/a
Criminal Justice	0	0%	n/a	n/a
Curriculum and Teaching (MEd only)	1	1%	n/a	n/a
Early Childhood Education	0	0%	n/a	n/a
Economics	0	0%	n/a	n/a
Educational Leadership and Management (MEd only)	1	1%	n/a	n/a
Elementary Education	1	1%	n/a	n/a
English Studies	0	0%	n/a	n/a
Environmental and Earth Science	0	0%	n/a	n/a
Exercise and Sports Science	9	13%	n/a	n/a
Game Design	0	0%	n/a	n/a
Geographic Science and Technology	0	0%	n/a	n/a
History	2	3%	n/a	n/a
Human Services	2	3%	n/a	n/a
Industrial Technology	0	0%	n/a	n/a
Interdisciplinary Studies	1	1%	n/a	n/a
Mathematics	1	1%	n/a	n/a
Middle School Education	0	0%	n/a	n/a

Nursing - General	2	3%	n/a	n/a
Nursing - LPN to Baccalaureate	0	0%	n/a	n/a
Nursing - RN to Baccalaureate	3	4%	n/a	n/a
Occupational/Vocational Education	0	0%	n/a	n/a
Political Science	0	0%	n/a	n/a
Psychological Science	10	14%	n/a	n/a
School Counseling	0	0%	n/a	n/a
Science Education (MEd only)	0	0%	n/a	n/a
Sociology	0	0%	n/a	n/a
Special Education	1	1%	n/a	n/a
Technology Education (Grades 5-12)	0	0%	n/a	n/a

Total Respondents 70 100%

(skipped this question) 82

19. To which gender identity do you most identify?

	Response Total	Response Percent	Points	Avg
Male	25	35%	n/a	n/a
Female	43	61%	n/a	n/a
Transgender Male	0	0%	n/a	n/a
Transgender Female	0	0%	n/a	n/a
Do not identify as female, male or transgender	3	4%	n/a	n/a

Total Respondents 71 100%

(skipped this question) 81

20. To which racial/ethnic group do you predominantly identify?

	Response Total	Response Percent	Points	Avg
American Indian/Alaskan Native	0	0%	n/a	n/a
Asian	4	6%	n/a	n/a
Black/African American	8	12%	n/a	n/a
Hispanic/Latino	2	3%	n/a	n/a
Native Hawaiian or Pacific Islander	0	0%	n/a	n/a
White	55	80%	n/a	n/a
Other	0	0%	n/a	n/a

Total Respondents 69 100%

(skipped this question) 83

21. How many dependents do you have (not including yourself)?

	Response Total	Response Percent	Points	Avg
1	7	27%	n/a	n/a
2	11	42%	n/a	n/a
3	2	8%	n/a	n/a
4	4	15%	n/a	n/a
5	2	8%	n/a	n/a
5+	0	0%	n/a	n/a

Total Respondents 26 100%

(skipped this question) 126